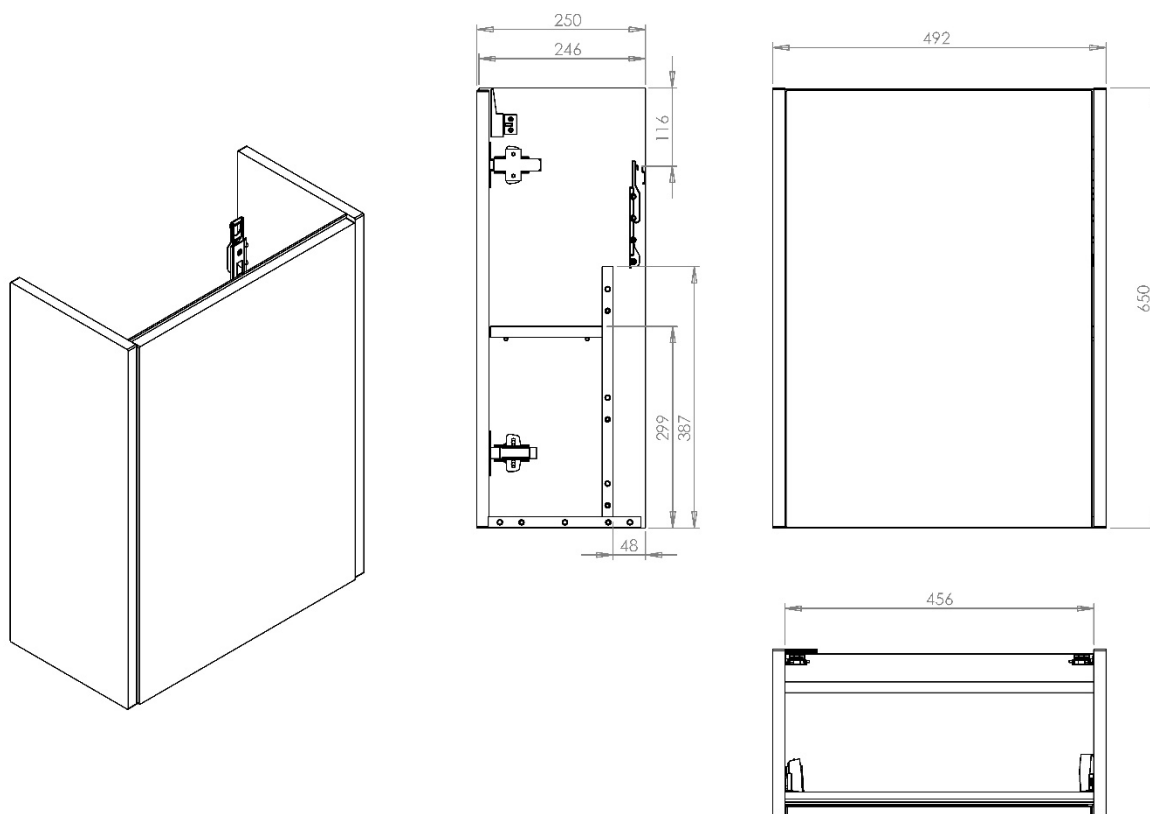


HEYU | 500MM CLOAKROOM UNIT – PUSH

HYS003/***, HYS004/***, HYL003/***, HYL004/***, HYW003/***, HYW004/***, HYR003/***, HYR004/***



All dimension in mm. Please check dimensions prior to installation as they can vary due to manufacturing tolerances.

Product Details

Type:	Cloakroom Washbasin Unit
Width:	492
Depth:	250
Height:	650
Product Weight*:	15.22kg
Tolerances:	+/- 2mm
Guarantee Period:	5 Years (For Domestic Use) 1 Years (For Commercial Use)
Drawer Box Capacity:	N/A

Product Specification

Fascia Material:	18mm MDF
Carcass Material:	18mm MDF/16mm MFC
Available accessories:	Please refer to the Pricelist for further details
Opening Mechanism:	Push to Open
Adjustable Legs:	N/A
Quantity of Shelves:	1 Plus Base
Shelving Type:	MFC
Handing:	Available Left or Right Hand

*Product Weight includes packaging.

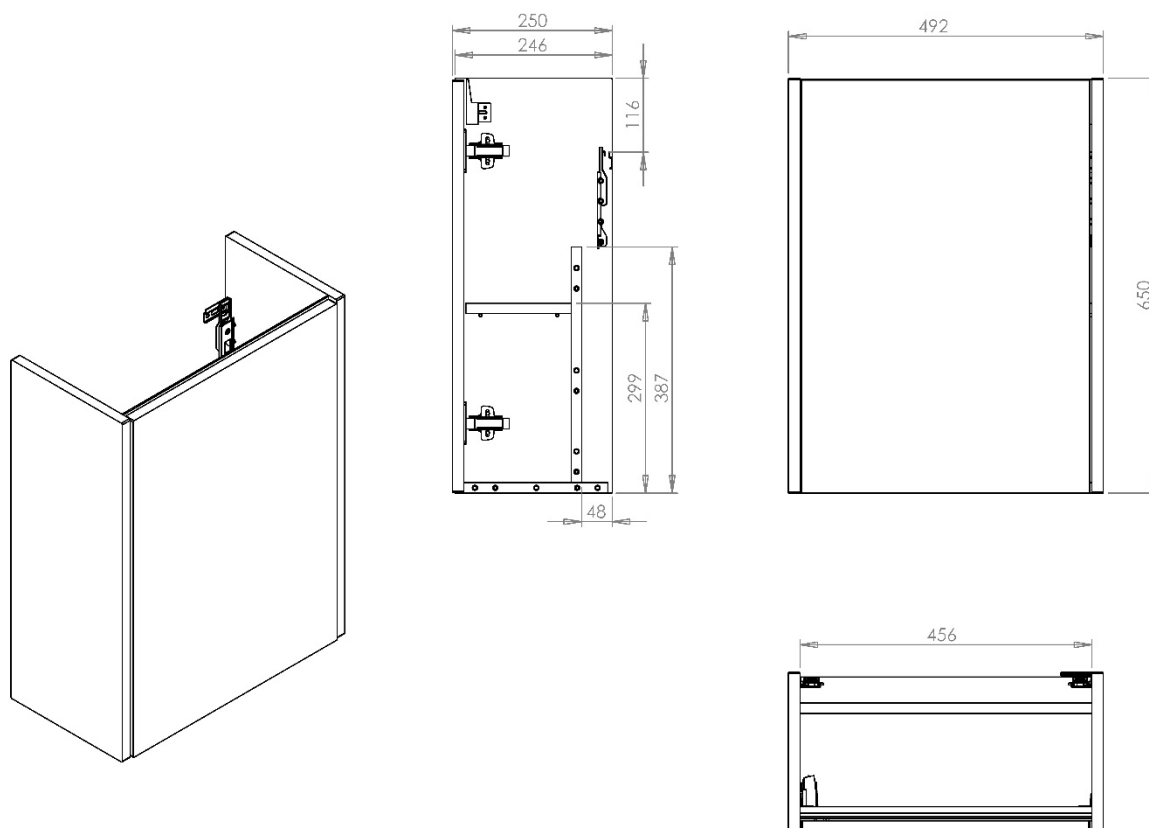
Features

- FSC Certified
- Soft Close
- Assembled

Additional Documentation

Additional Documentation available on our website www.utopiagroup.com

Every effort has been made to ensure that the information provided on this document is correct at the time of creation. Finally, Utopia Furniture Ltd reserve the right to alter materials and specifications in line with continuing programme of production and service development.

HEYU | 500MM CLOAKROOM UNIT – PULL
HYS001/*, HYS002/***, HYL001/***, HYL002/***, HYW001/***, HYW002/***, HYR001/***, HYR002/*****


All dimension in mm. Please check dimensions prior to installation as they can vary due to manufacturing tolerances.

Product Details

Type:	Cloakroom Washbasin Unit
Width:	492
Depth:	250
Height:	650
Product Weight*:	15.228kg
Tolerances:	+/- 2mm
Guarantee Period:	5 Years (For Domestic Use) 1 Years (For Commercial Use)
Drawer Box Capacity:	N/A

Product Specification

Fascia Material:	18mm MDF
Carcass Material:	18mm MDF/16mm MFC
Available accessories:	Please refer to the Pricelist for further details
Opening Mechanism:	Pull Handle
Adjustable Legs:	N/A
Quantity of Shelves:	1 Plus Base
Shelving Type:	MFC
Handing:	Available Left or Right Hand

*Product Weight includes packaging.

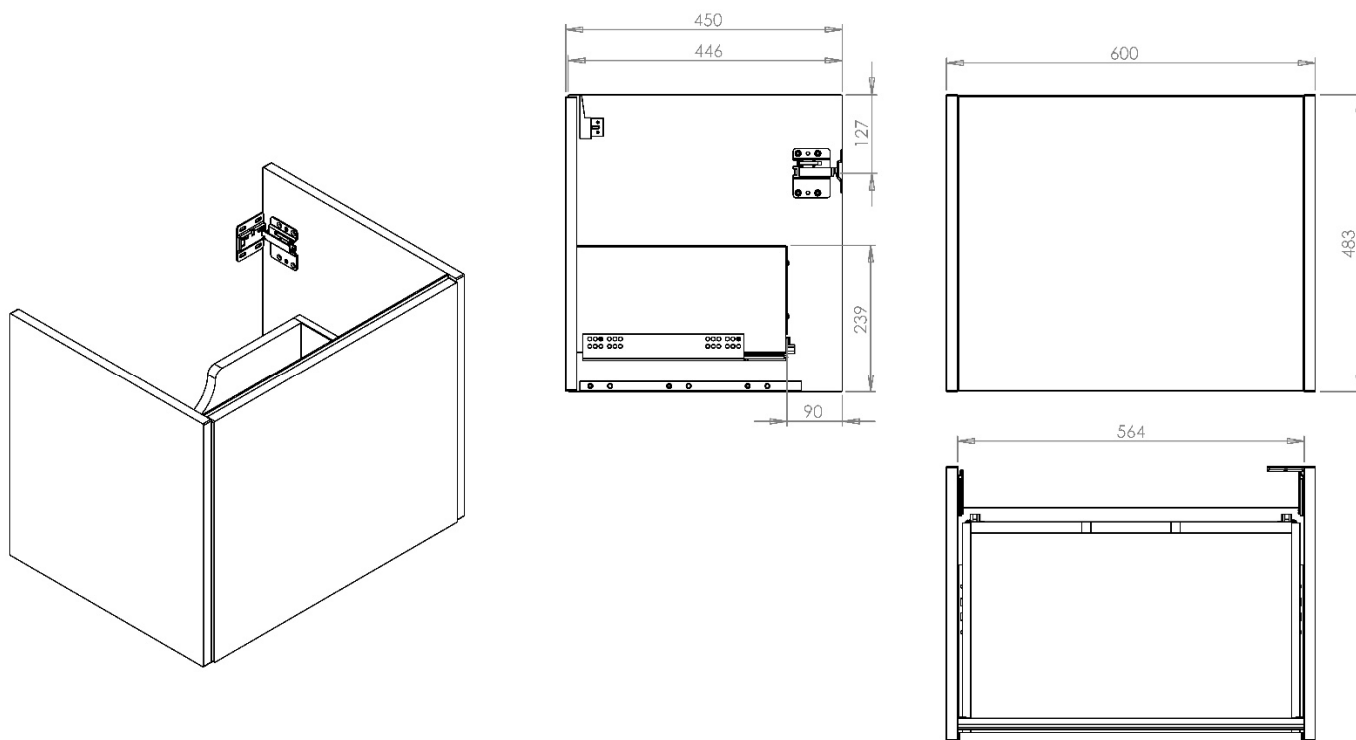
Features

- FSC Certified
- Soft Close
- Assembled

Additional Documentation

Additional Documentation available on our website www.utopiagroup.com

Every effort has been made to ensure that the information provided on this document is correct at the time of creation. Finally, Utopia Furniture Ltd reserve the right to alter materials and specifications in line with continuing programme of production and service development.

HEYU | 600 SINGLE DRAWER WBU - PUSH TO OPEN**HYS006/***, HYL006***, HYW006/***, HYR006/*****

All dimension in mm. Please check dimensions prior to installation as they can vary due to manufacturing tolerances.

Product Details

Type:	Single Drawer Washbasin Unit
Width:	600
Depth:	450
Height:	483
Product Weight*:	21.526kg
Tolerances:	+/- 2mm
Guarantee Period:	5 Years (For Domestic Use) 1 Years (For Commercial Use)
Drawer Box Capacity:	30kg

Product Specification

Fascia Material:	18mm MDF
Carcass Material:	18mm MDF/16mm MFC
Available accessories:	Please refer to the Pricelist for further details
Opening Mechanism:	Push to Open
Adjustable Legs:	N/A
Quantity of Shelves:	N/A
Shelving Type:	N/A
Handing:	N/A

*Product Weight includes packaging.

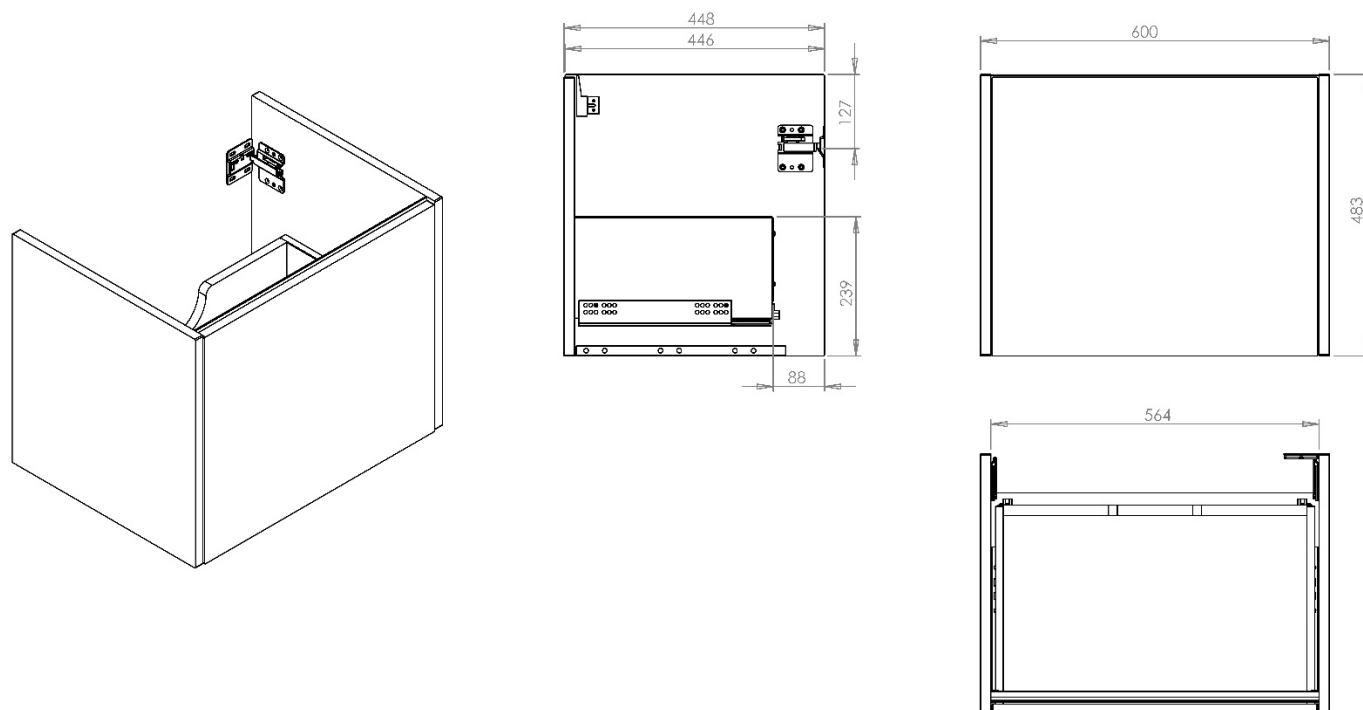
Features

- FSC Certified
- Soft Close
- Assembled
- Handleless
- Push to Open

Additional Documentation

Additional Documentation available on our website www.utopiagroup.com

Every effort has been made to ensure that the information provided on this document is correct at the time of creation. Finally, Utopia Furniture Ltd reserve the right to alter materials and specifications in line with continuing programme of production and service development.

HEYU | 600 SINGLE DRAWER WBU - PULL**HYS005/***, HYL005/***, HYW005/***, HYR005/*****

All dimension in mm. Please check dimensions prior to installation as they can vary due to manufacturing tolerances.

Product Details

Type:	Single Drawer Washbasin Unit
Width:	600
Depth:	448
Height:	483
Product Weight*:	21.526kg
Tolerances:	+/- 2mm
Guarantee Period:	5 Years (For Domestic Use) 1 Years (For Commercial Use)
Drawer Box Capacity:	30kg

Product Specification

Fascia Material:	18mm MDF
Carcass Material:	18mm MDF/16mm MFC
Available accessories:	Please refer to the Pricelist for further details
Opening Mechanism:	Pull Handle
Adjustable Legs:	N/A
Quantity of Shelves:	N/A
Shelving Type:	N/A
Handing:	N/A

*Product Weight includes packaging.

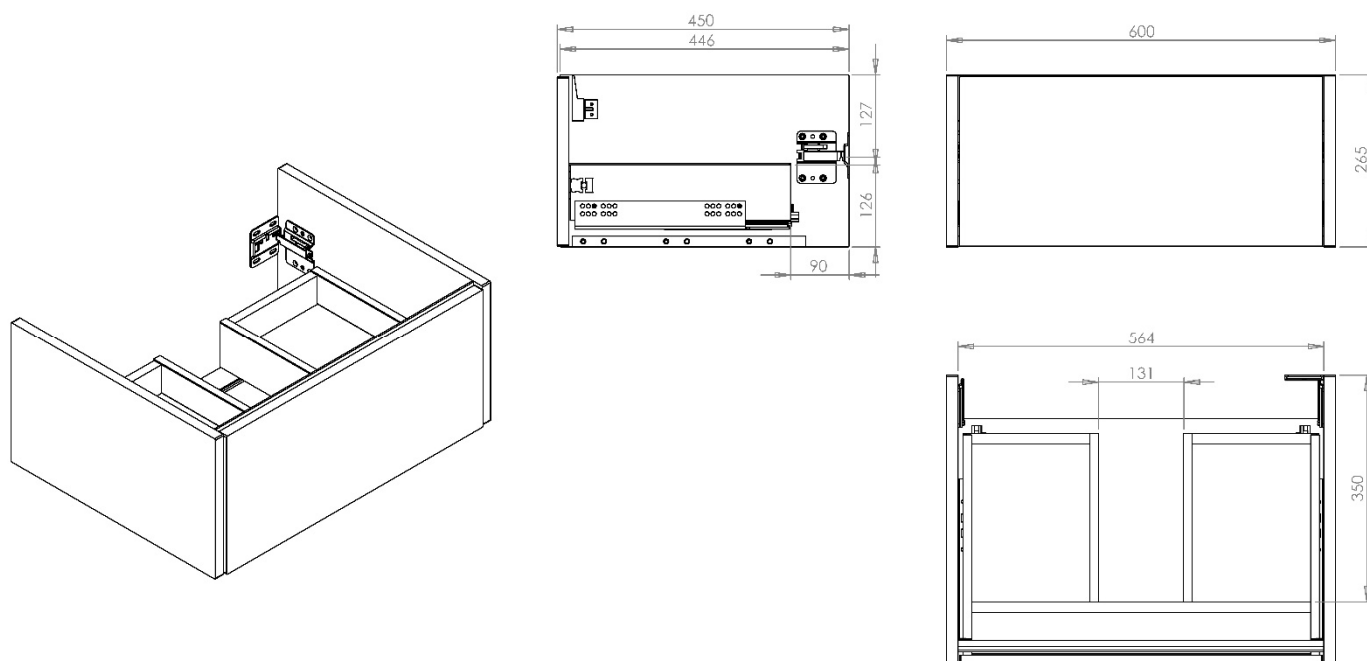
Features

- FSC Certified
- Soft Close
- Assembled

Additional Documentation

Additional Documentation available on our website www.utopiagroup.com

Every effort has been made to ensure that the information provided on this document is correct at the time of creation. Finally, Utopia Furniture Ltd reserve the right to alter materials and specifications in line with continuing programme of production and service development.

HEYU | 600 SINGLE DRAWER LINE WBU - PUSH TO OPEN**HYS010/***, HYL010/***, HYW010/***, HYR010/*****

All dimension in mm. Please check dimensions prior to installation as they can vary due to manufacturing tolerances.

Product Details

Type:	Single Drawer Low Level Washbasin Unit
Width:	600
Depth:	450
Height:	265
Product Weight*:	14.957kg
Tolerances:	+/- 2mm
Guarantee Period:	5 Years (For Domestic Use) 1 Years (For Commercial Use)
Drawer Box Capacity:	30kg

Product Specification

Fascia Material:	18mm MDF
Carcass Material:	18mm MDF/16mm MFC
Available accessories:	Please refer to the Pricelist for further details
Opening Mechanism:	Push to Open
Adjustable Legs:	N/A
Quantity of Shelves:	N/A
Shelving Type:	N/A
Handing:	N/A

*Product Weight includes packaging.

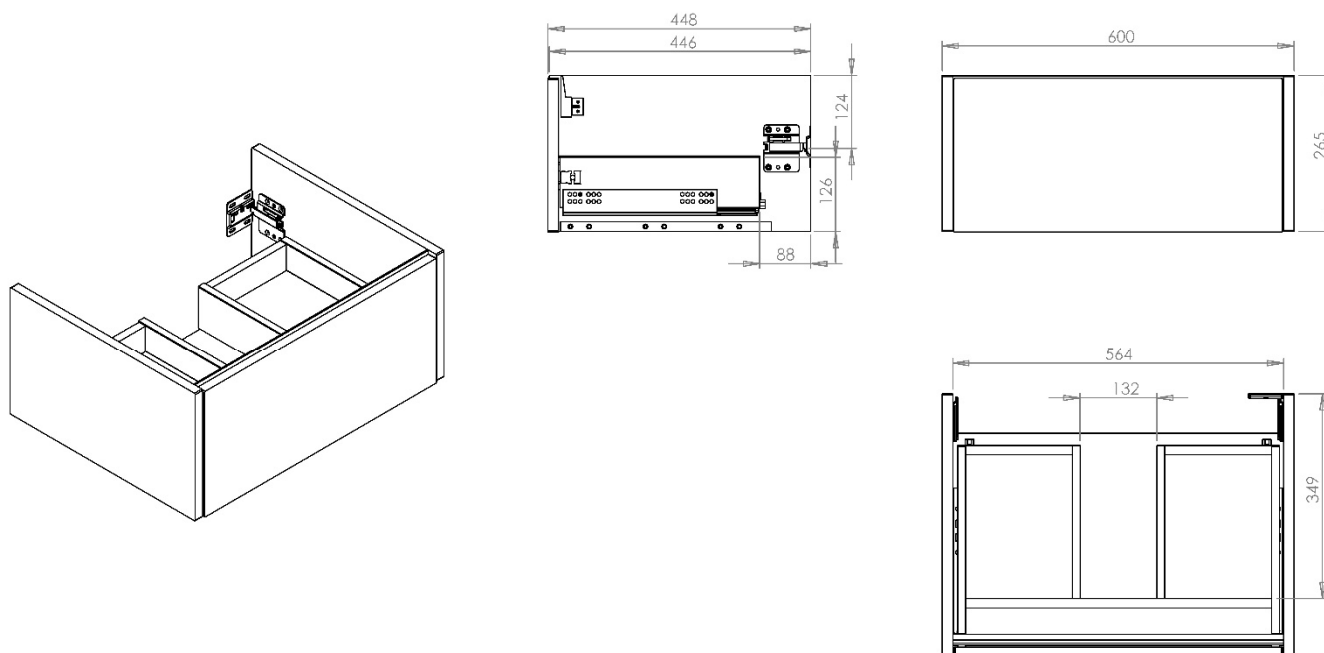
Features

- FSC Certified
- Soft Close
- Assembled
- Handleless
- Push to Open

Additional Documentation

Additional Documentation available on our website www.utopiagroup.com

Every effort has been made to ensure that the information provided on this document is correct at the time of creation. Finally, Utopia Furniture Ltd reserve the right to alter materials and specifications in line with continuing programme of production and service development.

HEYU | 600 SINGLE DRAWER LINE WBU - PULL**HYS009/***, HYL009/***, HYW009/***, HYR009/*****

All dimension in mm. Please check dimensions prior to installation as they can vary due to manufacturing tolerances.

Product Details

Type:	Single Drawer Low Level Washbasin Unit
Width:	600
Depth:	448
Height:	265
Product Weight*:	14.957kg
Tolerances:	+/- 2mm
Guarantee Period:	5 Years (For Domestic Use) 1 Years (For Commercial Use)
Drawer Box Capacity:	30kg

Product Specification

Fascia Material:	18mm MDF
Carcass Material:	18mm MDF/16mm MFC
Available accessories:	Please refer to the Pricelist for further details
Opening Mechanism:	Pull Handle
Adjustable Legs:	N/A
Quantity of Shelves:	N/A
Shelving Type:	N/A
Handing:	N/A

*Product Weight includes packaging.

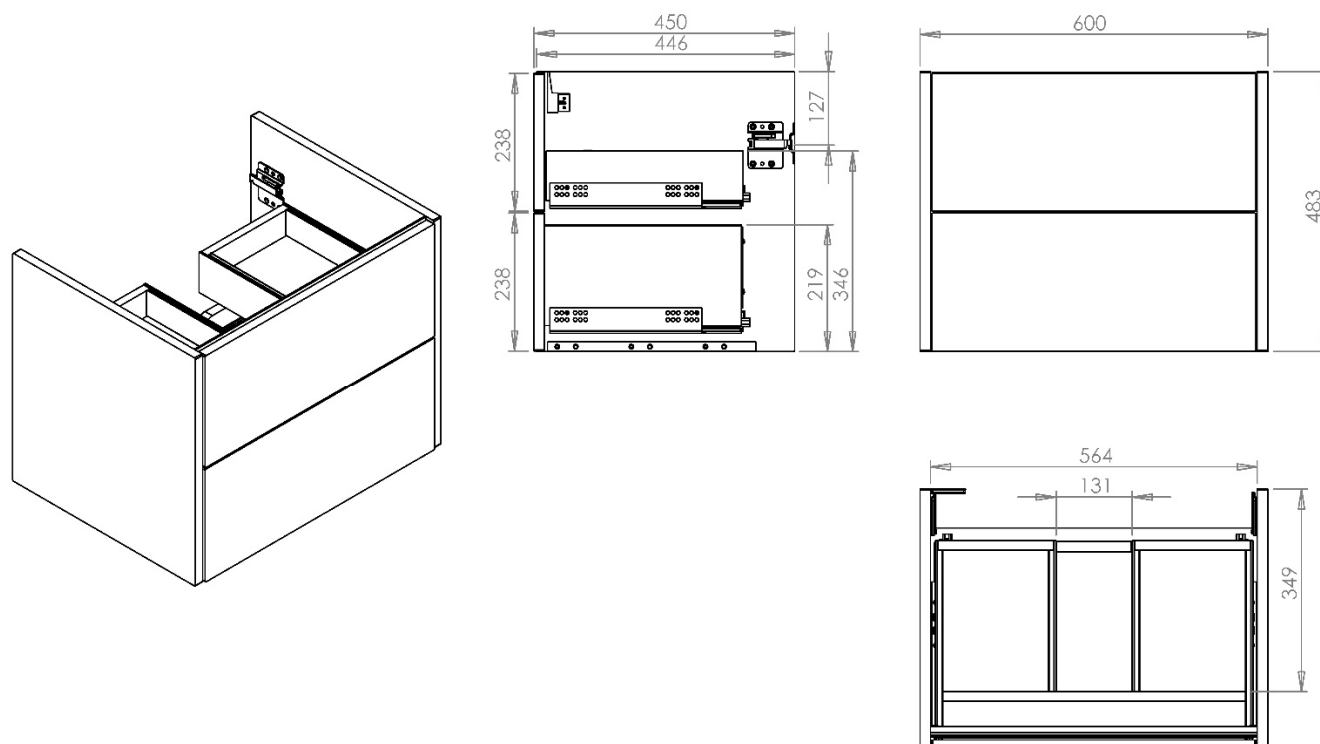
Features

- FSC Certified
- Soft Close
- Assembled

Additional Documentation

Additional Documentation available on our website www.utopiagroup.com

Every effort has been made to ensure that the information provided on this document is correct at the time of creation. Finally, Utopia Furniture Ltd reserve the right to alter materials and specifications in line with continuing programme of production and service development.

HEYU | 600 DOUBLE DRAWER WBU - PUSH TO OPEN**HYS014/***, HYL014/***, HYW014/***, HYR014/*****

All dimension in mm. Please check dimensions prior to installation as they can vary due to manufacturing tolerances.

Product Details

Type:	Double Drawer Washbasin Unit
Width:	600
Depth:	450
Height:	483
Product Weight*:	26.946kg
Tolerances:	+/- 2mm
Guarantee Period:	5 Years (For Domestic Use) 1 Years (For Commercial Use)
Drawer Box Capacity:	30kg

Product Specification

Fascia Material:	18mm MDF
Carcass Material:	18mm MDF/16mm MFC
Available accessories:	Please refer to the Pricelist for further details
Opening Mechanism:	Push to Open
Adjustable Legs:	N/A
Quantity of Shelves:	N/A
Shelving Type:	N/A
Handing:	N/A

*Product Weight includes packaging.

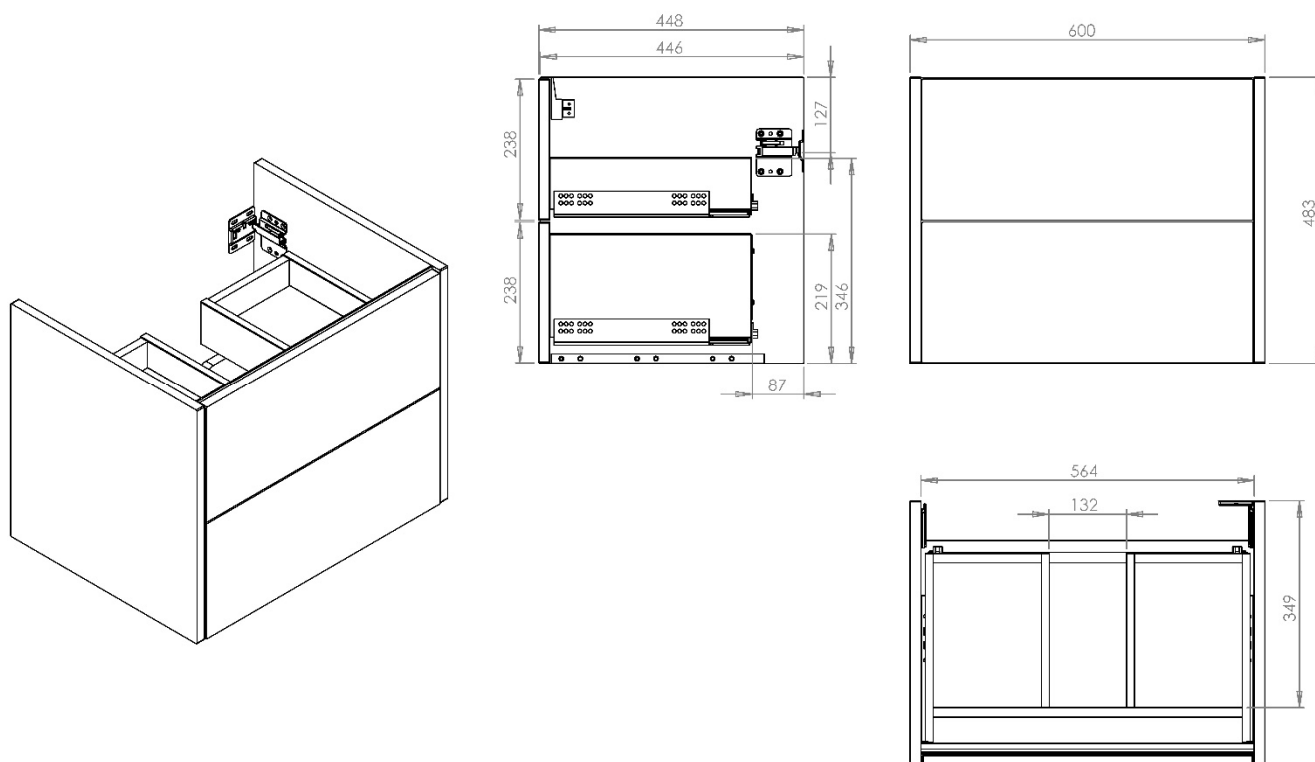
Features

- FSC Certified
- Soft Close
- Assembled
- Handleless
- Push to Open

Additional Documentation

Additional Documentation available on our website www.utopiagroup.com

Every effort has been made to ensure that the information provided on this document is correct at the time of creation. Finally, Utopia Furniture Ltd reserve the right to alter materials and specifications in line with continuing programme of production and service development.

HEYU | 600 DOUBLE DRAWER WBU - PULL**HYS013/***, HYL013/***, HYW013/***, HYR013/*****

All dimension in mm. Please check dimensions prior to installation as they can vary due to manufacturing tolerances.

Product Details

Type:	Double Drawer Washbasin Unit
Width:	600
Depth:	448
Height:	483
Product Weight*:	26.946kg
Tolerances:	+/- 2mm
Guarantee Period:	5 Years (For Domestic Use) 1 Years (For Commercial Use)
Drawer Box Capacity:	30kg

Product Specification

Fascia Material:	18mm MDF
Carcass Material:	18mm MDF/16mm MFC
Available accessories:	Please refer to the Pricelist for further details
Opening Mechanism:	Pull Handle
Adjustable Legs:	N/A
Quantity of Shelves:	N/A
Shelving Type:	N/A
Handing:	N/A

*Product Weight includes packaging.

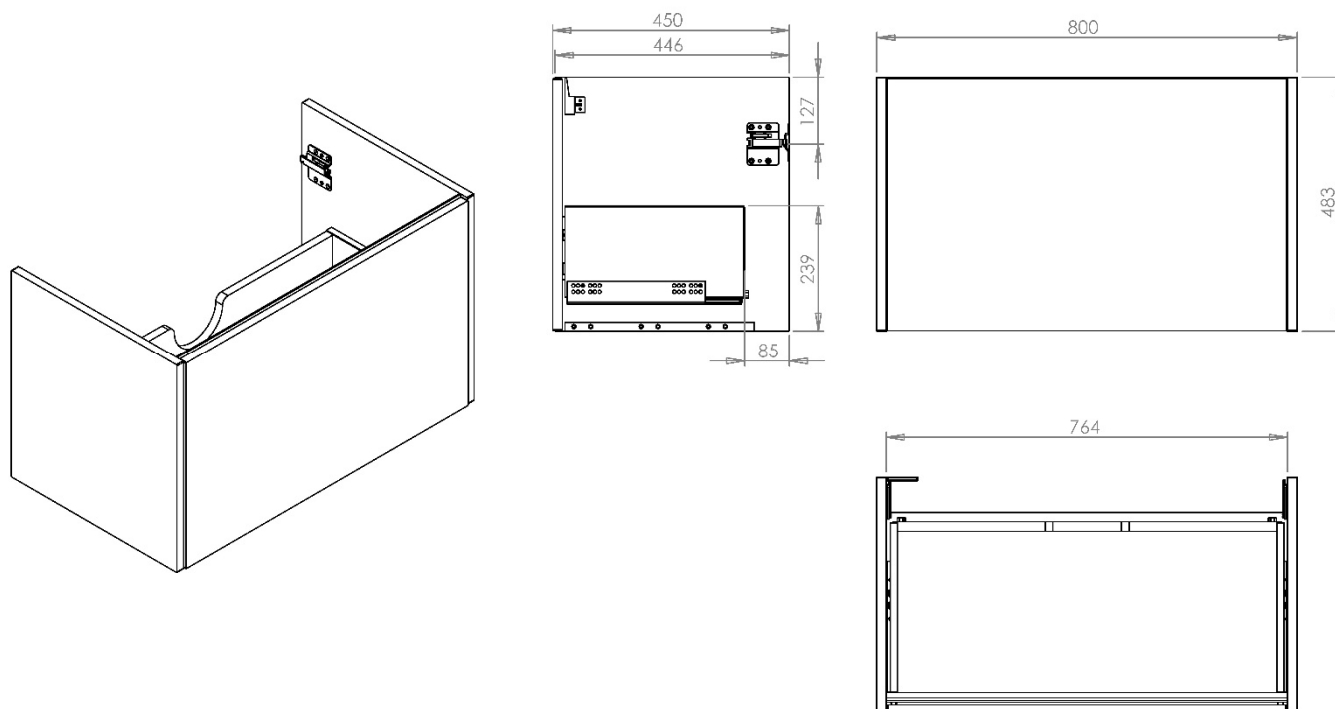
Features

- FSC Certified
- Soft Close
- Assembled

Additional Documentation

Additional Documentation available on our website www.utopiagroup.com

Every effort has been made to ensure that the information provided on this document is correct at the time of creation. Finally, Utopia Furniture Ltd reserve the right to alter materials and specifications in line with continuing programme of production and service development.

HEYU | 800 SINGLE DRAWER WBU - PUSH TO OPEN**HYS008/***, HYL008/***, HYW008/***, HYR008/*****

All dimension in mm. Please check dimensions prior to installation as they can vary due to manufacturing tolerances.

Product Details

Type:	Single Drawer Washbasin Unit
Width:	800
Depth:	450
Height:	483
Product Weight*:	25.35kg
Tolerances:	+/- 2mm
Guarantee Period:	5 Years (For Domestic Use) 1 Years (For Commercial Use)
Drawer Box Capacity:	30kg

Product Specification

Fascia Material:	18mm MDF
Carcass Material:	18mm MDF/16mm MFC
Available accessories:	Please refer to the Pricelist for further details
Opening Mechanism:	Push to Open
Adjustable Legs:	N/A
Quantity of Shelves:	N/A
Shelving Type:	N/A
Handing:	N/A

*Product Weight includes packaging.

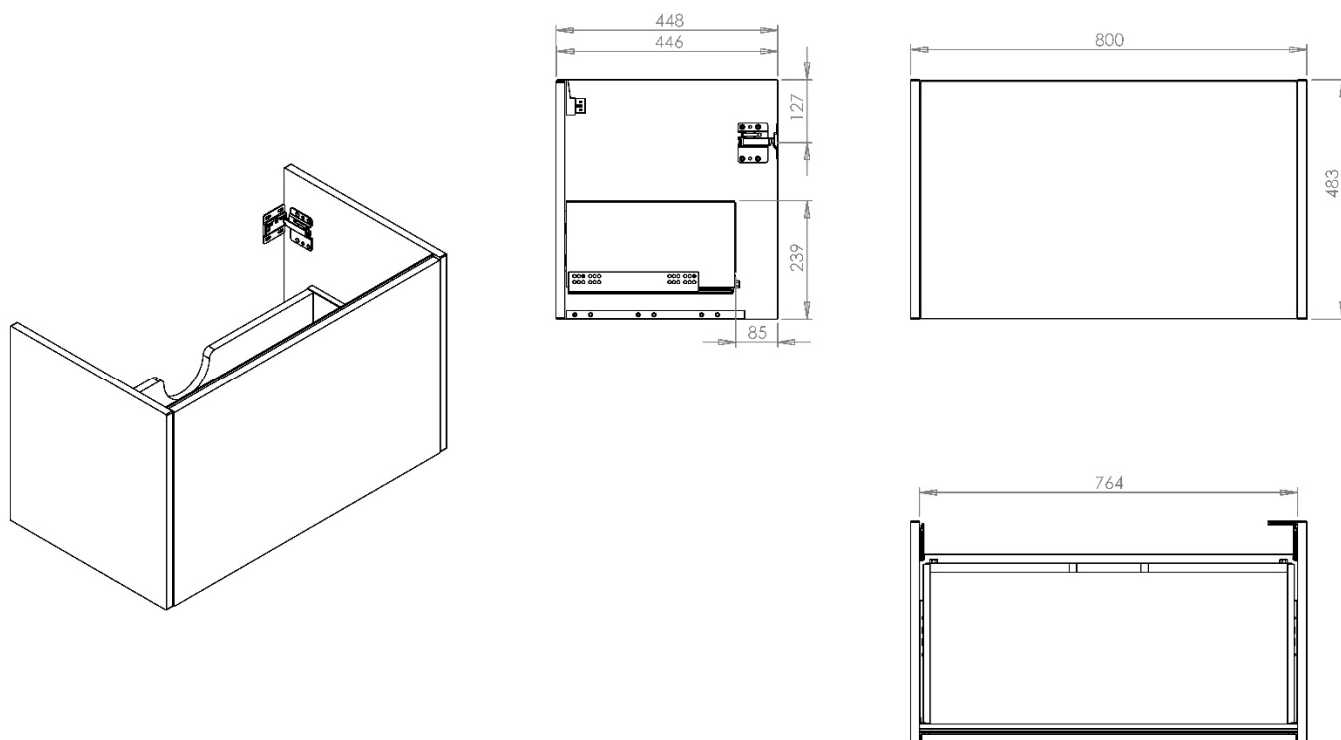
Features

- FSC Certified
- Soft Close
- Assembled
- Handleless
- Push to Open

Additional Documentation

Additional Documentation available on our website www.utopiagroup.com

Every effort has been made to ensure that the information provided on this document is correct at the time of creation. Finally, Utopia Furniture Ltd reserve the right to alter materials and specifications in line with continuing programme of production and service development.

HEYU | 800 SINGLE DRAWER WBU - PULL**HYS007/***, HYL007/***, HYW007/***, HYR007/*****

All dimension in mm. Please check dimensions prior to installation as they can vary due to manufacturing tolerances.

Product Details

Type:	Single Drawer Washbasin Unit
Width:	800
Depth:	448
Height:	483
Product Weight*:	25.35kg
Tolerances:	+/- 2mm
Guarantee Period:	5 Years (For Domestic Use) 1 Years (For Commercial Use)
Drawer Box Capacity:	30kg

Product Specification

Fascia Material:	18mm MDF
Carcass Material:	18mm MDF/16mm MFC
Available accessories:	Please refer to the Pricelist for further details
Opening Mechanism:	Pull Handle
Adjustable Legs:	N/A
Quantity of Shelves:	N/A
Shelving Type:	N/A
Handing:	N/A

*Product Weight includes packaging.

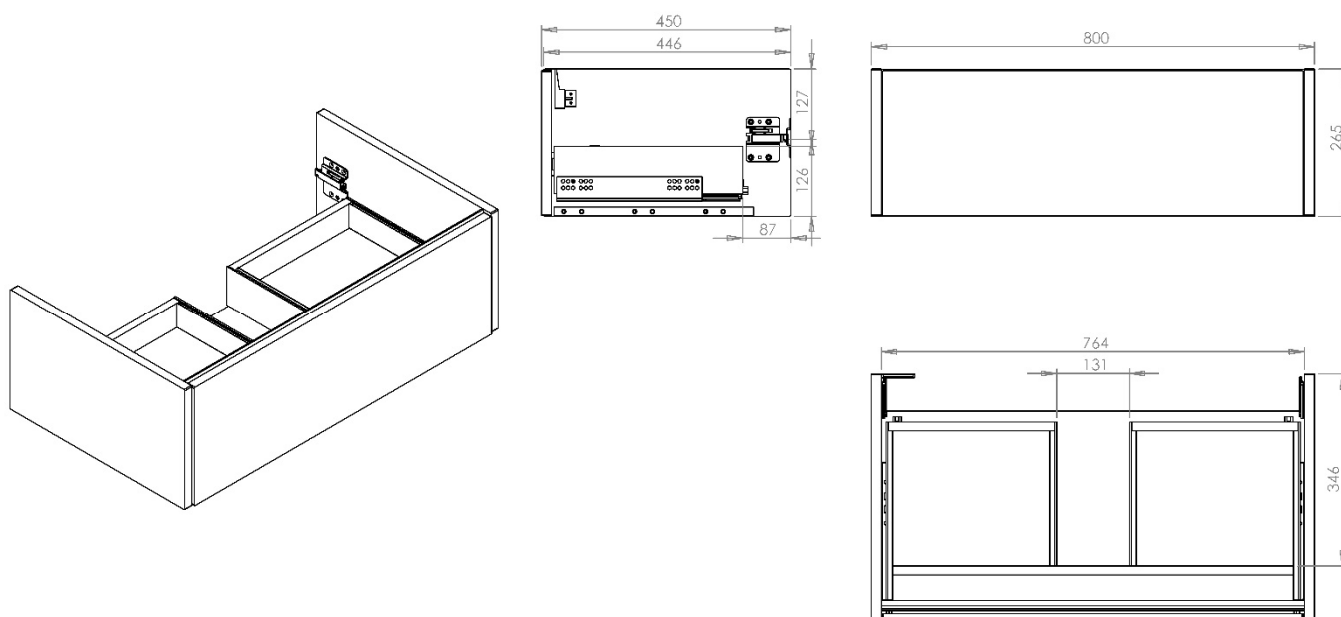
Features

- FSC Certified
- Soft Close
- Assembled

Additional Documentation

Additional Documentation available on our website www.utopiagroup.com

Every effort has been made to ensure that the information provided on this document is correct at the time of creation. Finally, Utopia Furniture Ltd reserve the right to alter materials and specifications in line with continuing programme of production and service development.

HEYU | 800 SINGLE DRAWER LINE WBU - PUSH TO OPEN**HYS012/***, HYL012/***, HYW012/***, HYR012/*****

All dimension in mm. Please check dimensions prior to installation as they can vary due to manufacturing tolerances.

Product Details

Type:	Single Drawer Low Level Washbasin Unit
Width:	800
Depth:	450
Height:	265
Product Weight*:	17.803kg
Tolerances:	+/- 2mm
Guarantee Period:	5 Years (For Domestic Use) 1 Years (For Commercial Use)
Drawer Box Capacity:	30kg

Product Specification

Fascia Material:	18mm MDF
Carcass Material:	18mm MDF/16mm MFC
Available accessories:	Please refer to the Pricelist for further details
Opening Mechanism:	Push to Open
Adjustable Legs:	N/A
Quantity of Shelves:	N/A
Shelving Type:	N/A
Handing:	N/A

*Product Weight includes packaging.

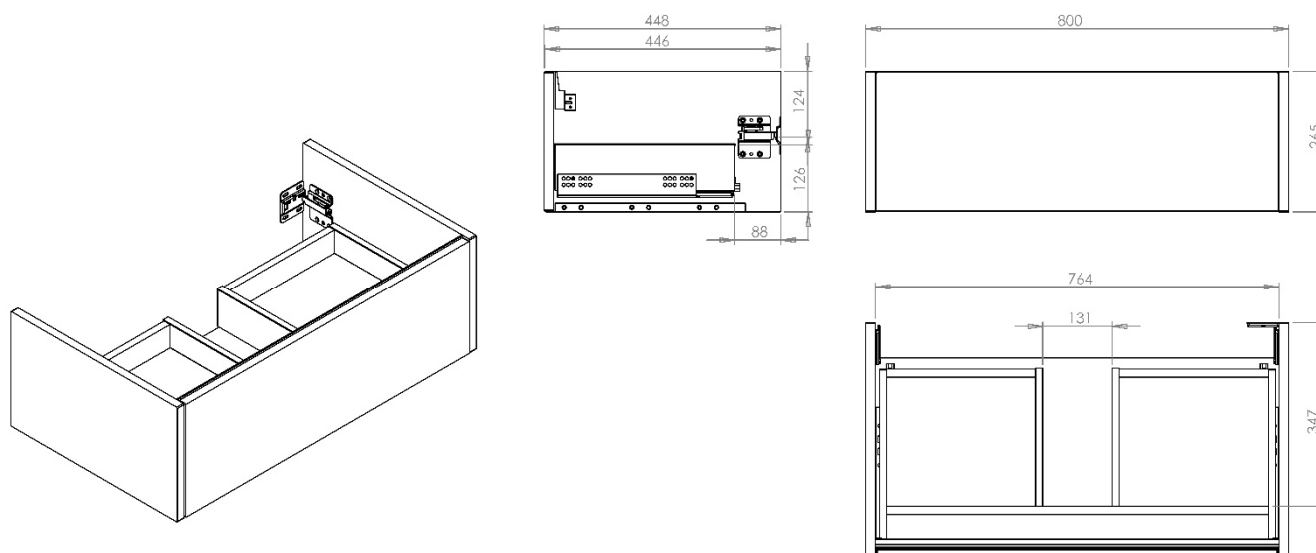
Features

- FSC Certified
- Soft Close
- Assembled
- Handleless
- Push to Open

Additional Documentation

Additional Documentation available on our website www.utopiagroup.com

Every effort has been made to ensure that the information provided on this document is correct at the time of creation. Finally, Utopia Furniture Ltd reserve the right to alter materials and specifications in line with continuing programme of production and service development.

HEYU | 800 SINGLE DRAWER LINE WBU - PULL**HYS011/***, HYL011/***, HYW011/***, HYR011/*****

All dimension in mm. Please check dimensions prior to installation as they can vary due to manufacturing tolerances.

Product Details

Type:	Single Drawer Low Level Washbasin Unit
Width:	800
Depth:	448
Height:	265
Product Weight*:	17.803kg
Tolerances:	+/- 2mm
Guarantee Period:	5 Years (For Domestic Use) 1 Years (For Commercial Use)
Drawer Box Capacity:	30kg

Product Specification

Fascia Material:	18mm MDF
Carcass Material:	18mm MDF/16mm MFC
Available accessories:	Please refer to the Pricelist for further details
Opening Mechanism:	Pull Handle
Adjustable Legs:	N/A
Quantity of Shelves:	N/A
Shelving Type:	N/A
Handing:	N/A

*Product Weight includes packaging.

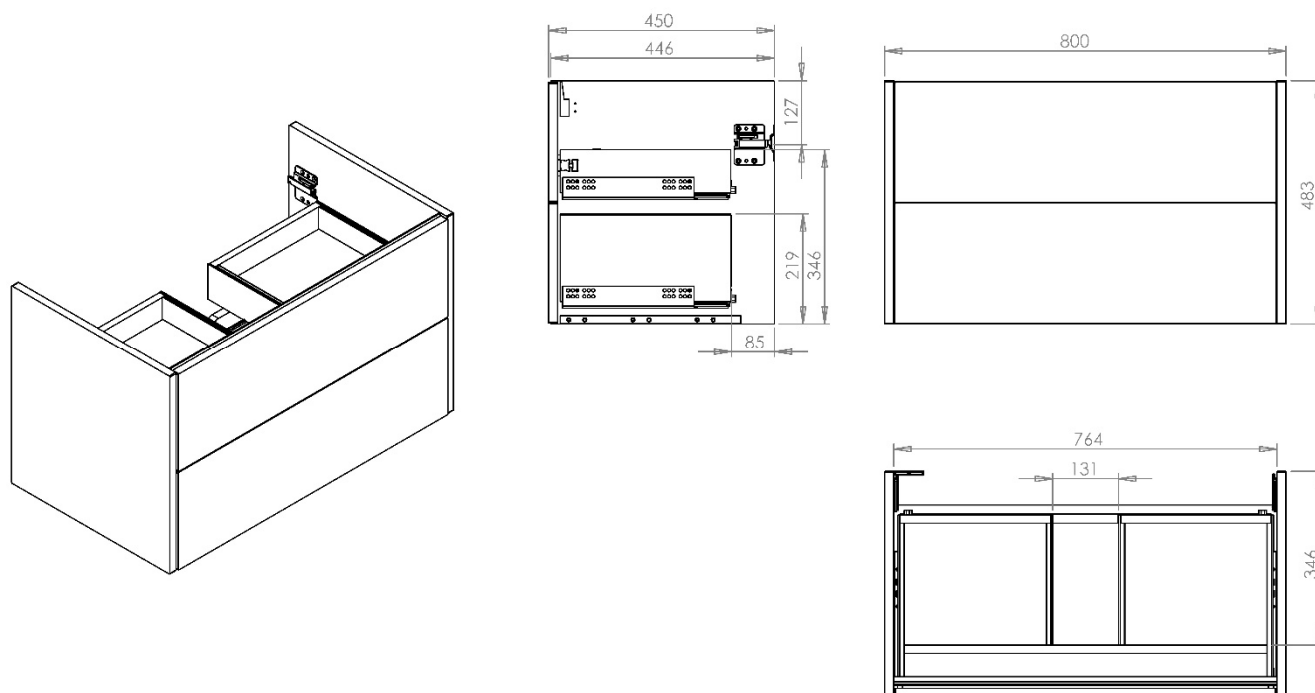
Features

- FSC Certified
- Soft Close
- Assembled

Additional Documentation

Additional Documentation available on our website www.utopiagroup.com

Every effort has been made to ensure that the information provided on this document is correct at the time of creation. Finally, Utopia Furniture Ltd reserve the right to alter materials and specifications in line with continuing programme of production and service development.

HEYU | 800 DOUBLE DRAWER WBU - PUSH TO OPEN**HYS016/***, HYL016/***, HYW016/***, HYR016/*****

All dimension in mm. Please check dimensions prior to installation as they can vary due to manufacturing tolerances.

Product Details

Type:	Double Drawer Washbasin Unit
Width:	800
Depth:	450
Height:	483
Product Weight*:	31.756kg
Tolerances:	+/- 2mm
Guarantee Period:	5 Years (For Domestic Use) 1 Years (For Commercial Use)
Drawer Box Capacity:	30kg

Product Specification

Fascia Material:	18mm MDF
Carcass Material:	18mm MDF/16mm MFC
Available accessories:	Please refer to the Pricelist for further details
Opening Mechanism:	Push to Open
Adjustable Legs:	N/A
Quantity of Shelves:	N/A
Shelving Type:	N/A
Handing:	N/A

*Product Weight includes packaging.

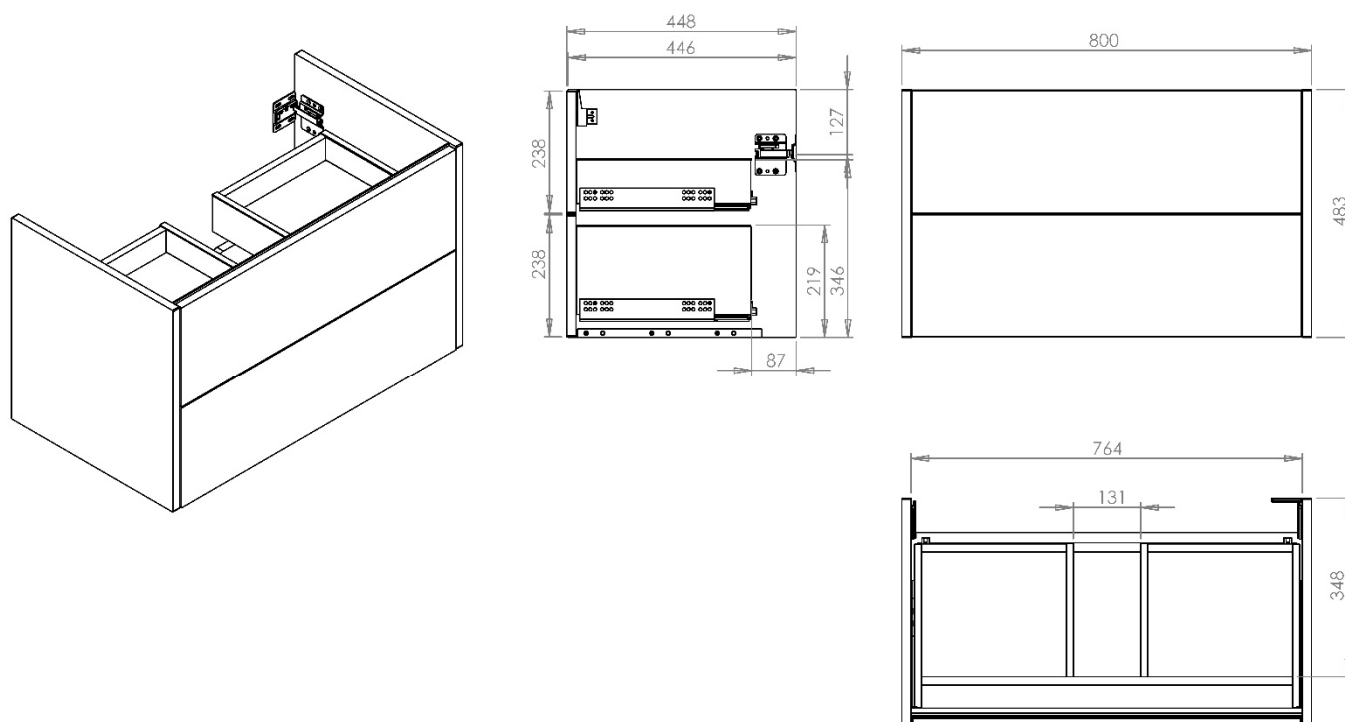
Features

- FSC Certified
- Soft Close
- Assembled
- Handleless
- Push to Open

Additional Documentation

Additional Documentation available on our website www.utopiagroup.com

Every effort has been made to ensure that the information provided on this document is correct at the time of creation. Finally, Utopia Furniture Ltd reserve the right to alter materials and specifications in line with continuing programme of production and service development.

HEYU | 800 DOUBLE DRAWER WBU - PULL**HYS015/***, HYL015/***, HYW015/***, HYR015/*****

All dimension in mm. Please check dimensions prior to installation as they can vary due to manufacturing tolerances.

Product Details

Type:	Double Drawer Washbasin Unit
Width:	800
Depth:	448
Height:	483
Product Weight*:	31.756kg
Tolerances:	+/- 2mm
Guarantee Period:	5 Years (For Domestic Use) 1 Years (For Commercial Use)
Drawer Box Capacity:	30kg

Product Specification

Fascia Material:	18mm MDF
Carcass Material:	18mm MDF/16mm MFC
Available accessories:	Please refer to the Pricelist for further details
Opening Mechanism:	Pull Handle
Adjustable Legs:	N/A
Quantity of Shelves:	N/A
Shelving Type:	N/A
Handing:	N/A

*Product Weight includes packaging.

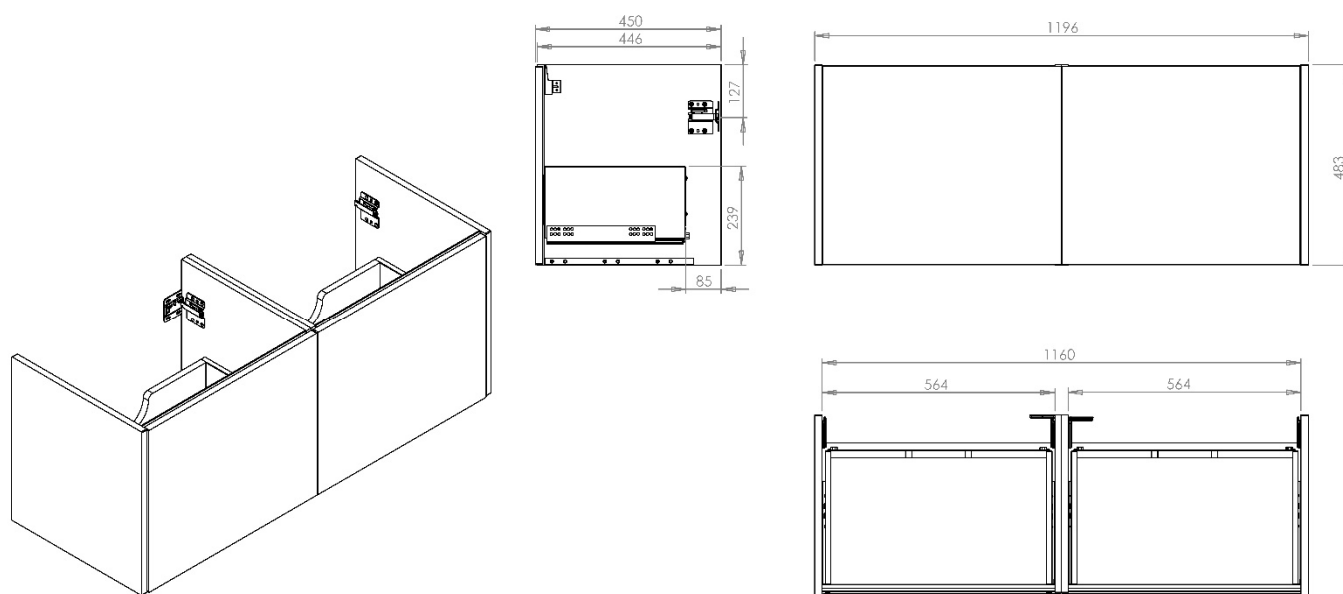
Features

- FSC Certified
- Soft Close
- Assembled

Additional Documentation

Additional Documentation available on our website www.utopiagroup.com

Every effort has been made to ensure that the information provided on this document is correct at the time of creation. Finally, Utopia Furniture Ltd reserve the right to alter materials and specifications in line with continuing programme of production and service development.

HEYU | 1200 TWIN SINGLE DRAWER WBU - PUSH TO OPEN**HYS018/***, HYL018/***, HYW018/***, HYR018/*****

All dimension in mm. Please check dimensions prior to installation as they can vary due to manufacturing tolerances.

Product Details

Type:	Twin Single Drawer Washbasin Unit
Width:	1196
Depth:	450
Height:	483
Product Weight*:	29.914kg
Tolerances:	+/- 2mm
Guarantee Period:	5 Years (For Domestic Use) 1 Years (For Commercial Use)
Drawer Box Capacity:	30kg

Product Specification

Fascia Material:	18mm MDF
Carcass Material:	18mm MDF/16mm MFC
Available accessories:	Please refer to the Pricelist for further details
Opening Mechanism:	Push to Open
Adjustable Legs:	N/A
Quantity of Shelves:	N/A
Shelving Type:	N/A
Handing:	N/A

*Product Weight includes packaging.

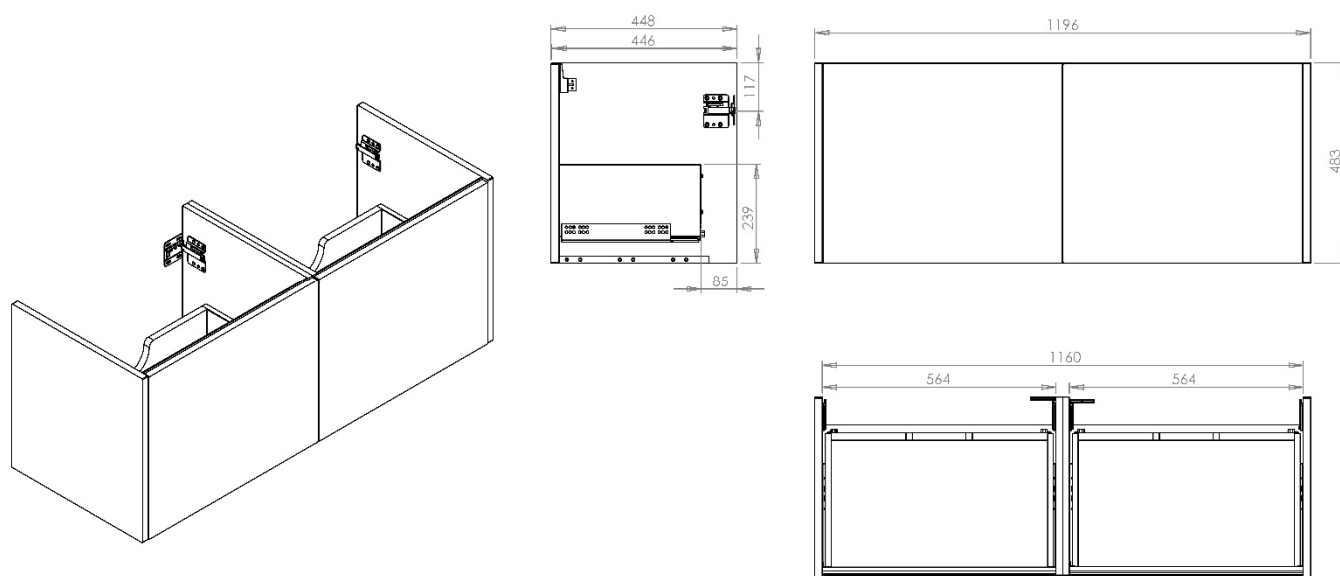
Features

- FSC Certified
- Soft Close
- Assembled
- Handleless
- Push to Open

Additional Documentation

Additional Documentation available on our website www.utopiagroup.com

Every effort has been made to ensure that the information provided on this document is correct at the time of creation. Finally, Utopia Furniture Ltd reserve the right to alter materials and specifications in line with continuing programme of production and service development.

HEYU | 1200 TWIN SINGLE DRAWER WBU - PULL**HYS017/***, HYL017/***, HYW017/***, HYR017/*****

All dimension in mm. Please check dimensions prior to installation as they can vary due to manufacturing tolerances.

Product Details

Type:	Twin Single Drawer Washbasin Unit
Width:	1196
Depth:	448
Height:	483
Product Weight*:	29.914kg
Tolerances:	+/- 2mm
Guarantee Period:	5 Years (For Domestic Use) 1 Years (For Commercial Use)
Drawer Box Capacity:	30kg

Product Specification

Fascia Material:	18mm MDF
Carcass Material:	18mm MDF/16mm MFC
Available accessories:	Please refer to the Pricelist for further details
Opening Mechanism:	Pull Handle
Adjustable Legs:	N/A
Quantity of Shelves:	N/A
Shelving Type:	N/A
Handing:	N/A

*Product Weight includes packaging.

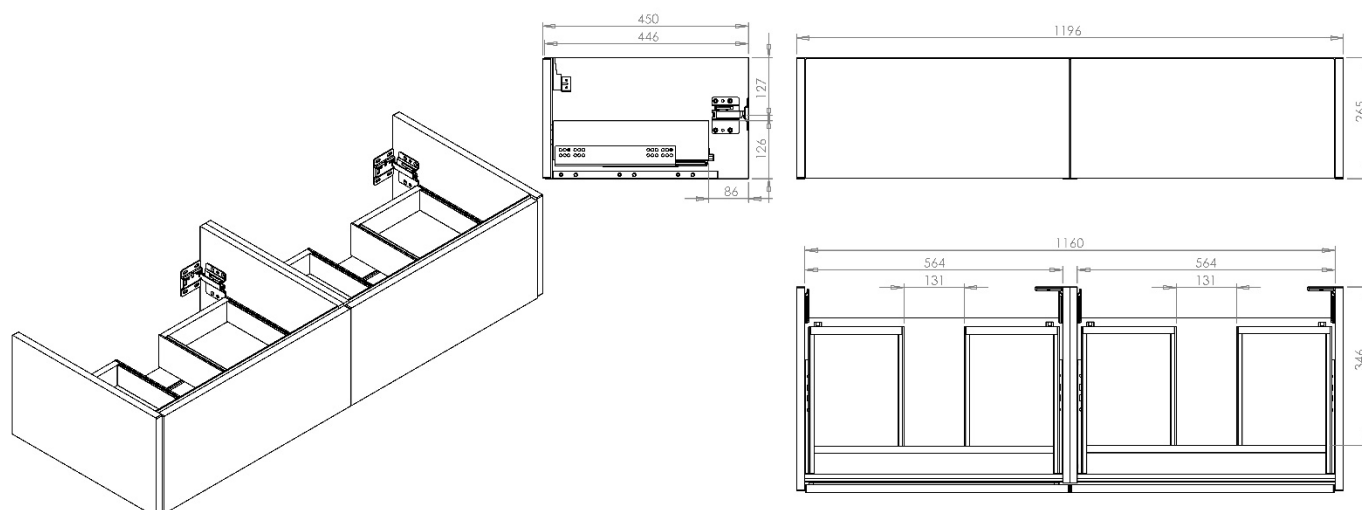
Features

- FSC Certified
- Soft Close
- Assembled

Additional Documentation

Additional Documentation available on our website www.utopiagroup.com

Every effort has been made to ensure that the information provided on this document is correct at the time of creation. Finally, Utopia Furniture Ltd reserve the right to alter materials and specifications in line with continuing programme of production and service development.

HEYU | 1200 TWIN SINGLE DRAWER LINE WBU - PUSH TO OPEN**HYS022/***, HYL022/***, HYW022/***, HYR022/*****

All dimension in mm. Please check dimensions prior to installation as they can vary due to manufacturing tolerances.

Product Details

Type:	Twin Single Drawer Low Level Washbasin Unit
Width:	1196
Depth:	450
Height:	265
Product Weight*:	29.914kg
Tolerances:	+/- 2mm
Guarantee Period:	5 Years (For Domestic Use) 1 Years (For Commercial Use)
Drawer Box Capacity:	30kg

Product Specification

Fascia Material:	18mm MDF
Carcass Material:	18mm MDF/16mm MFC
Available accessories:	Please refer to the Pricelist for further details
Opening Mechanism:	Push to Open
Adjustable Legs:	N/A
Quantity of Shelves:	N/A
Shelving Type:	N/A
Handing:	N/A

*Product Weight includes packaging.

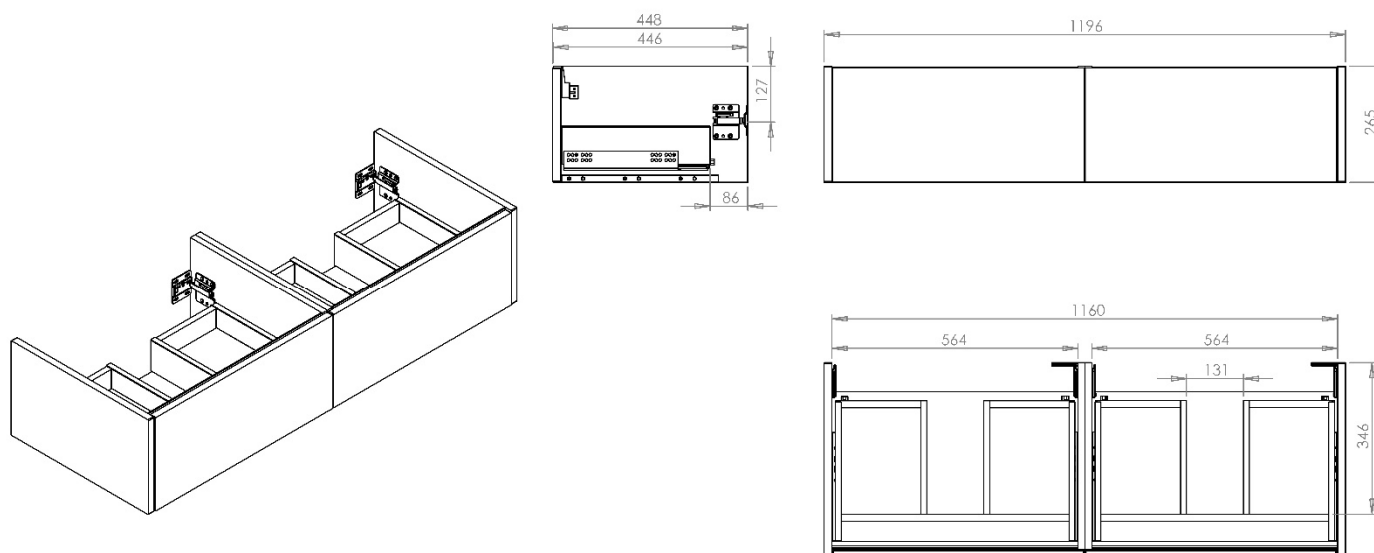
Features

- FSC Certified
- Soft Close
- Assembled
- Handleless
- Push to Open

Additional Documentation

Additional Documentation available on our website www.utopiagroup.com

Every effort has been made to ensure that the information provided on this document is correct at the time of creation. Finally, Utopia Furniture Ltd reserve the right to alter materials and specifications in line with continuing programme of production and service development.

HEYU | 1200 TWIN SINGLE DRAWER LINE WBU - PULL**HYS021/***, HYL021/***, HYW021/***, HYR021/*****

All dimension in mm. Please check dimensions prior to installation as they can vary due to manufacturing tolerances.

Product Details

Type:	Twin Single Drawer Low Level Washbasin Unit
Width:	1196
Depth:	448
Height:	265
Product Weight*:	29.914kg
Tolerances:	+/- 2mm
Guarantee Period:	5 Years (For Domestic Use) 1 Years (For Commercial Use)
Drawer Box Capacity:	30kg

Product Specification

Fascia Material:	18mm MDF
Carcass Material:	18mm MDF/16mm MFC
Available accessories:	Please refer to the Pricelist for further details
Opening Mechanism:	Pull Handle
Adjustable Legs:	N/A
Quantity of Shelves:	N/A
Shelving Type:	N/A
Handing:	N/A

*Product Weight includes packaging.

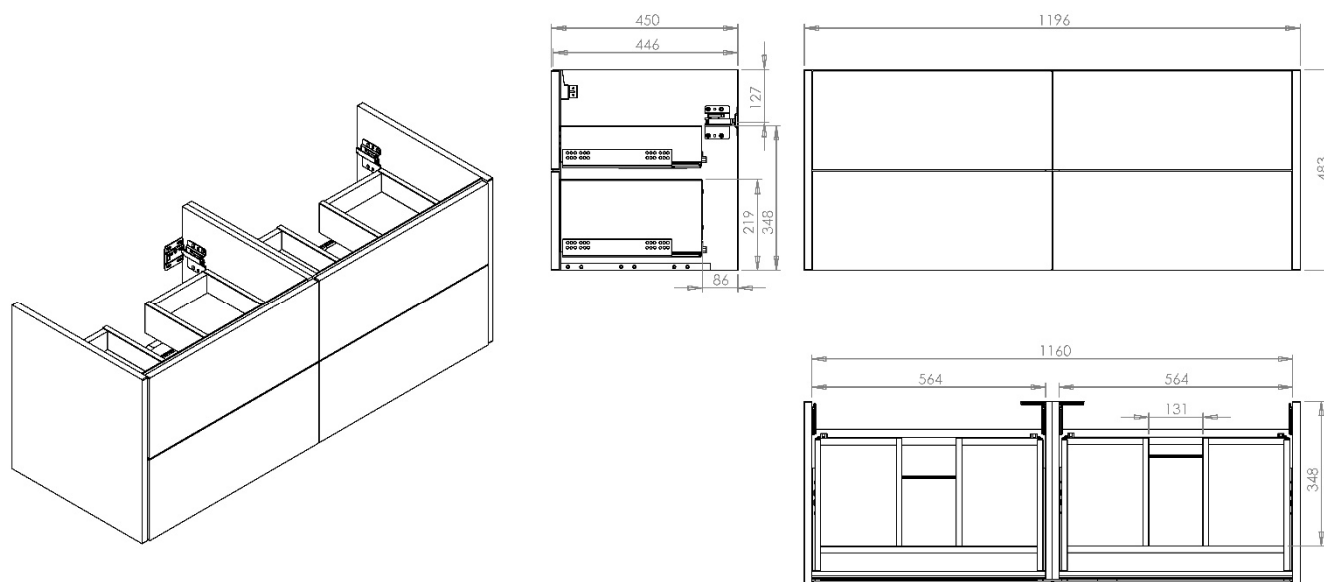
Features

- FSC Certified
- Soft Close
- Assembled

Additional Documentation

Additional Documentation available on our website www.utopiagroup.com

Every effort has been made to ensure that the information provided on this document is correct at the time of creation. Finally, Utopia Furniture Ltd reserve the right to alter materials and specifications in line with continuing programme of production and service development.

HEYU | 1200 TWIN DOUBLE DRAWER WBU - PUSH TO OPEN**HYS026/***, HYL026/***, HYW026/***, HYR026/*****

All dimension in mm. Please check dimensions prior to installation as they can vary due to manufacturing tolerances.

Product Details

Type:	Twin Double Drawer Washbasin Unit
Width:	1196
Depth:	450
Height:	483
Product Weight*:	43.052kg
Tolerances:	+/- 2mm
Guarantee Period:	5 Years (For Domestic Use) 1 Years (For Commercial Use)
Drawer Box Capacity:	30kg

Product Specification

Fascia Material:	18mm MDF
Carcass Material:	18mm MDF/16mm MFC
Available accessories:	Please refer to the Pricelist for further details
Opening Mechanism:	Push to Open
Adjustable Legs:	N/A
Quantity of Shelves:	N/A
Shelving Type:	N/A
Handing:	N/A

*Product Weight includes packaging.

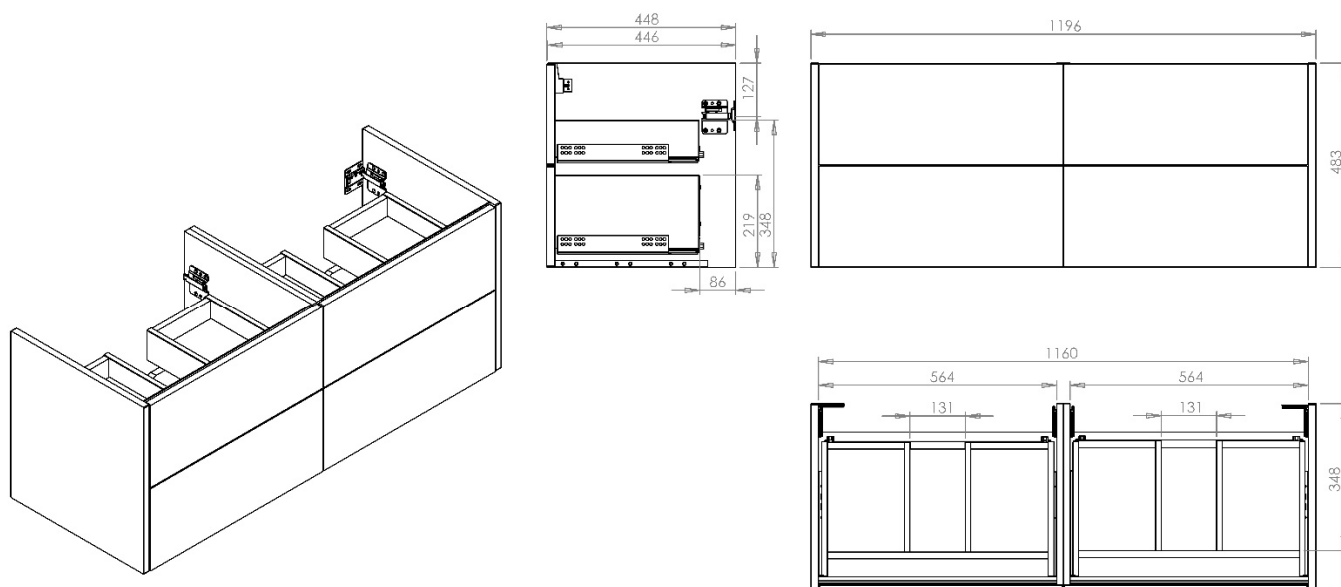
Features

- FSC Certified
- Soft Close
- Assembled
- Handleless
- Push to Open

Additional Documentation

Additional Documentation available on our website www.utopiagroup.com

Every effort has been made to ensure that the information provided on this document is correct at the time of creation. Finally, Utopia Furniture Ltd reserve the right to alter materials and specifications in line with continuing programme of production and service development.

HEYU | 1200 TWIN DOUBLE DRAWER WBU - PULL**HYS025/***, HYL025/***, HYW025/***, HYR025/*****

All dimension in mm. Please check dimensions prior to installation as they can vary due to manufacturing tolerances.

Product Details

Type:	Twin Double Drawer Washbasin Unit
Width:	1196
Depth:	448
Height:	483
Product Weight*:	43.052kg
Tolerances:	+/- 2mm
Guarantee Period:	5 Years (For Domestic Use) 1 Years (For Commercial Use)
Drawer Box Capacity:	30kg

Product Specification

Fascia Material:	18mm MDF
Carcass Material:	18mm MDF/16mm MFC
Available accessories:	Please refer to the Pricelist for further details
Opening Mechanism:	Pull Handle
Adjustable Legs:	N/A
Quantity of Shelves:	N/A
Shelving Type:	N/A
Handing:	N/A

*Product Weight includes packaging.

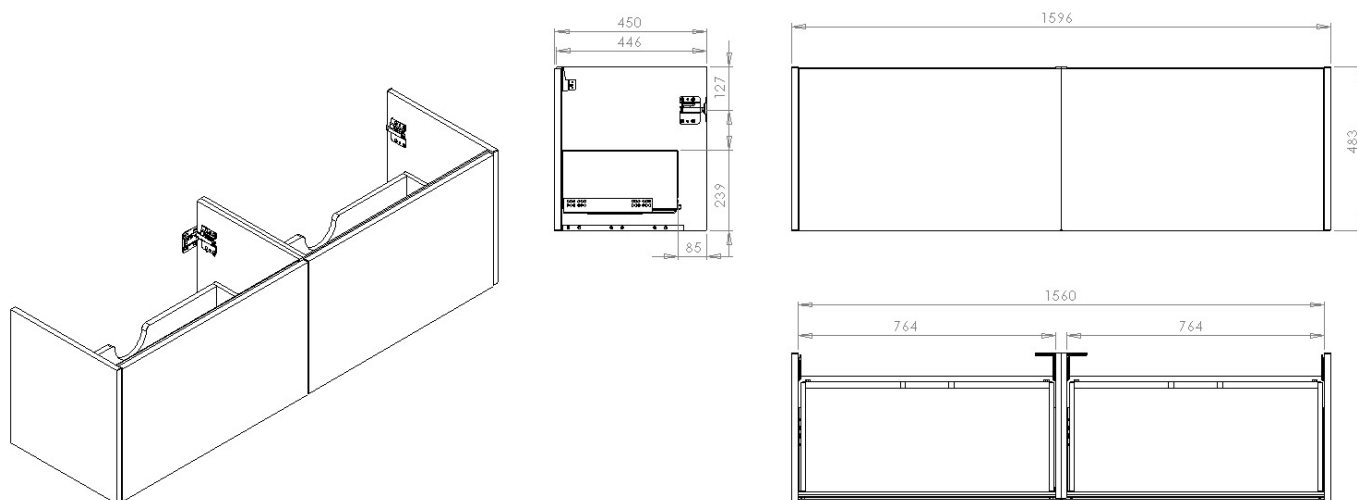
Features

- FSC Certified
- Soft Close
- Assembled

Additional Documentation

Additional Documentation available on our website www.utopiagroup.com

Every effort has been made to ensure that the information provided on this document is correct at the time of creation. Finally, Utopia Furniture Ltd reserve the right to alter materials and specifications in line with continuing programme of production and service development.

HEYU | 1600 TWIN SINGLE DRAWER WBU - PUSH TO OPEN**HYS020/***, HYL020/***, HYW020/***, HYR020/*****

All dimension in mm. Please check dimensions prior to installation as they can vary due to manufacturing tolerances.

Product Details

Type:	Twin Single Drawer Washbasin Unit
Width:	1596
Depth:	450
Height:	483
Product Weight*:	25.35kg
Tolerances:	+/- 2mm
Guarantee Period:	5 Years (For Domestic Use) 1 Years (For Commercial Use)
Drawer Box Capacity:	30kg

Product Specification

Fascia Material:	18mm MDF
Carcass Material:	18mm MDF/16mm MFC
Available accessories:	Please refer to the Pricelist for further details
Opening Mechanism:	Push to Open
Adjustable Legs:	N/A
Quantity of Shelves:	N/A
Shelving Type:	N/A
Handing:	N/A

*Product Weight includes packaging.

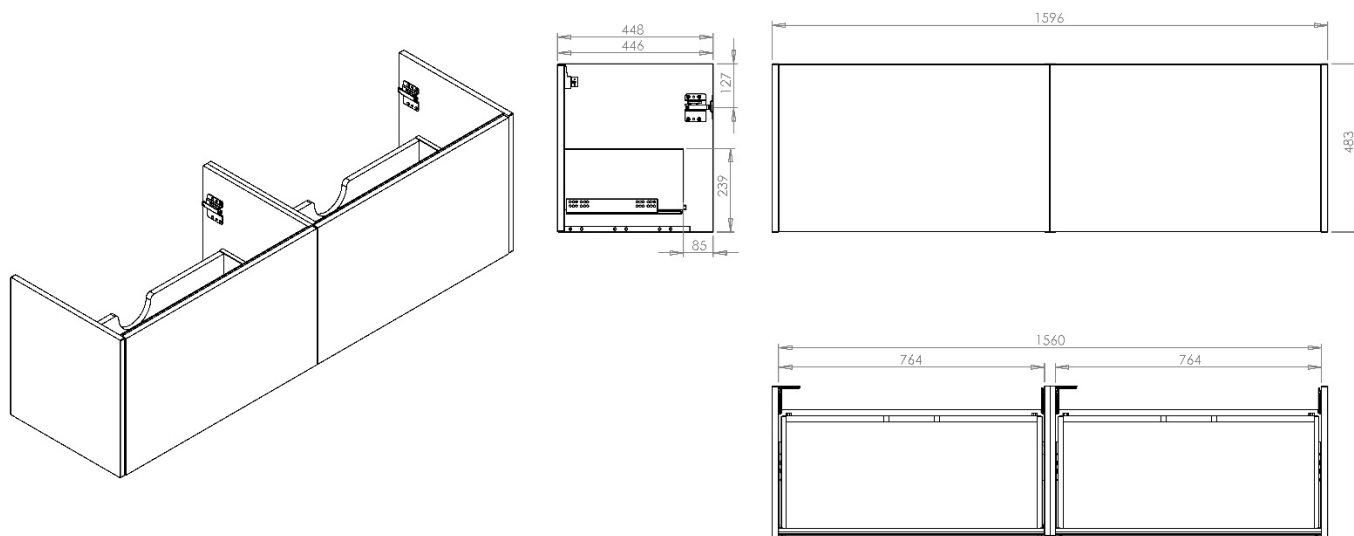
Features

- FSC Certified
- Soft Close
- Assembled
- Handleless
- Push to Open

Additional Documentation

Additional Documentation available on our website www.utopiagroup.com

Every effort has been made to ensure that the information provided on this document is correct at the time of creation. Finally, Utopia Furniture Ltd reserve the right to alter materials and specifications in line with continuing programme of production and service development.

HEYU | 1600 TWIN SINGLE DRAWER WBU - PULL**HYS019/***, HYL019/***, HYW019/***, HYR019/*****

All dimension in mm. Please check dimensions prior to installation as they can vary due to manufacturing tolerances.

Product Details

Type:	Twin Single Drawer Washbasin Unit
Width:	1596
Depth:	448
Height:	483
Product Weight*:	25.35kg
Tolerances:	+/- 2mm
Guarantee Period:	5 Years (For Domestic Use) 1 Years (For Commercial Use)
Drawer Box Capacity:	30kg

Product Specification

Fascia Material:	18mm MDF
Carcass Material:	18mm MDF/16mm MFC
Available accessories:	Please refer to the Pricelist for further details
Opening Mechanism:	Pull Handle
Adjustable Legs:	N/A
Quantity of Shelves:	N/A
Shelving Type:	N/A
Handing:	N/A

*Product Weight includes packaging.

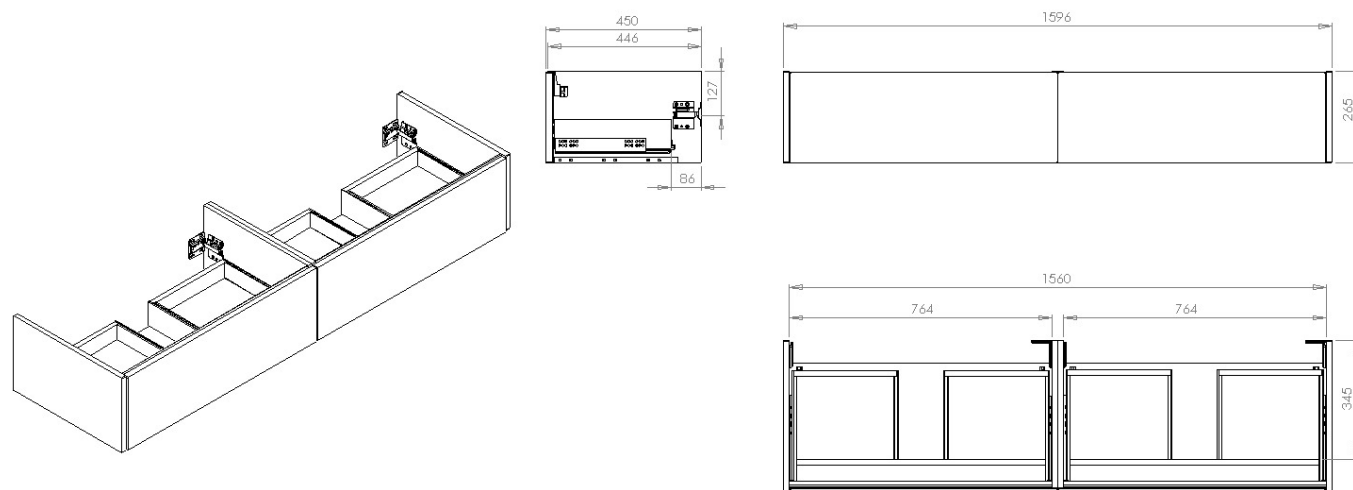
Features

- FSC Certified
- Soft Close
- Assembled

Additional Documentation

Additional Documentation available on our website www.utopiagroup.com

Every effort has been made to ensure that the information provided on this document is correct at the time of creation. Finally, Utopia Furniture Ltd reserve the right to alter materials and specifications in line with continuing programme of production and service development.

HEYU | 1600 TWIN SINGLE DRAWER LINE WBU - PUSH TO OPEN**HYS024/***, HYL024/***, HYW024/***, HYR024/*****

All dimension in mm. Please check dimensions prior to installation as they can vary due to manufacturing tolerances.

Product Details

Type:	Twin Single Drawer Low Level Washbasin Unit
Width:	1596
Depth:	450
Height:	265
Product Weight*:	17.803kg
Tolerances:	+/- 2mm
Guarantee Period:	5 Years (For Domestic Use) 1 Years (For Commercial Use)
Drawer Box Capacity:	30kg

Product Specification

Fascia Material:	18mm MDF
Carcass Material:	18mm MDF/16mm MFC
Available accessories:	Please refer to the Pricelist for further details
Opening Mechanism:	Push to Open
Adjustable Legs:	N/A
Quantity of Shelves:	N/A
Shelving Type:	N/A
Handing:	N/A

*Product Weight includes packaging.

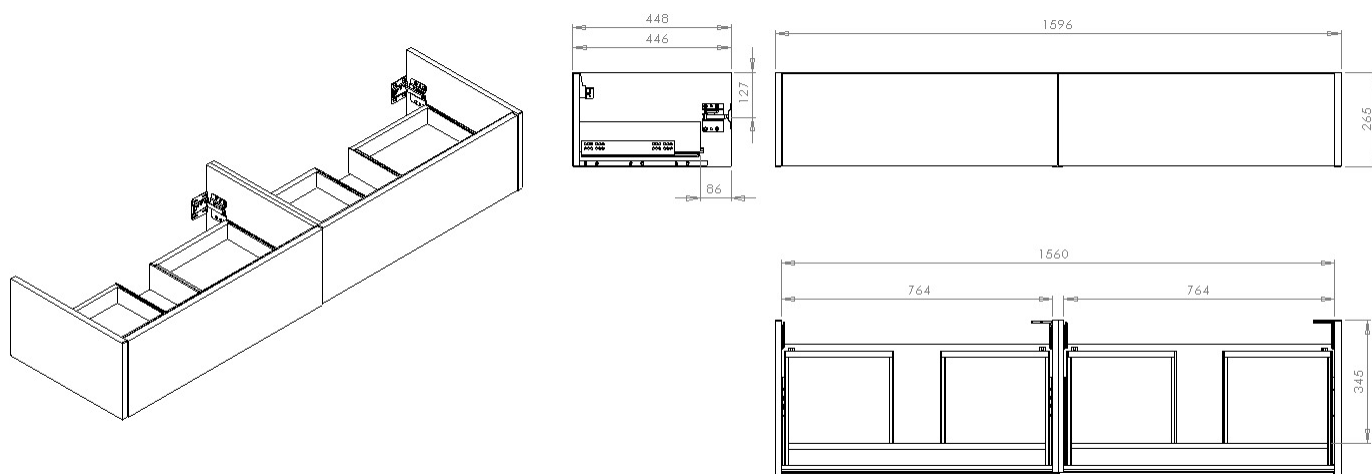
Features

- FSC Certified
- Soft Close
- Assembled
- Handleless
- Push to Open

Additional Documentation

Additional Documentation available on our website www.utopiagroup.com

Every effort has been made to ensure that the information provided on this document is correct at the time of creation. Finally, Utopia Furniture Ltd reserve the right to alter materials and specifications in line with continuing programme of production and service development.

HEYU | 1600 TWIN SINGLE DRAWER LINE WBU - PULL**HYS023/***, HYL023/***, HYW023/***, HYR023/*****

All dimension in mm. Please check dimensions prior to installation as they can vary due to manufacturing tolerances.

Product Details

Type:	Twin Single Drawer Low Level Washbasin Unit
Width:	1596
Depth:	448
Height:	265
Product Weight*:	17.803kg
Tolerances:	+/- 2mm
Guarantee Period:	5 Years (For Domestic Use) 1 Years (For Commercial Use)
Drawer Box Capacity:	30kg

Product Specification

Fascia Material:	18mm MDF
Carcass Material:	18mm MDF/16mm MFC
Available accessories:	Please refer to the Pricelist for further details
Opening Mechanism:	Pull Handle
Adjustable Legs:	N/A
Quantity of Shelves:	N/A
Shelving Type:	N/A
Handing:	N/A

*Product Weight includes packaging.

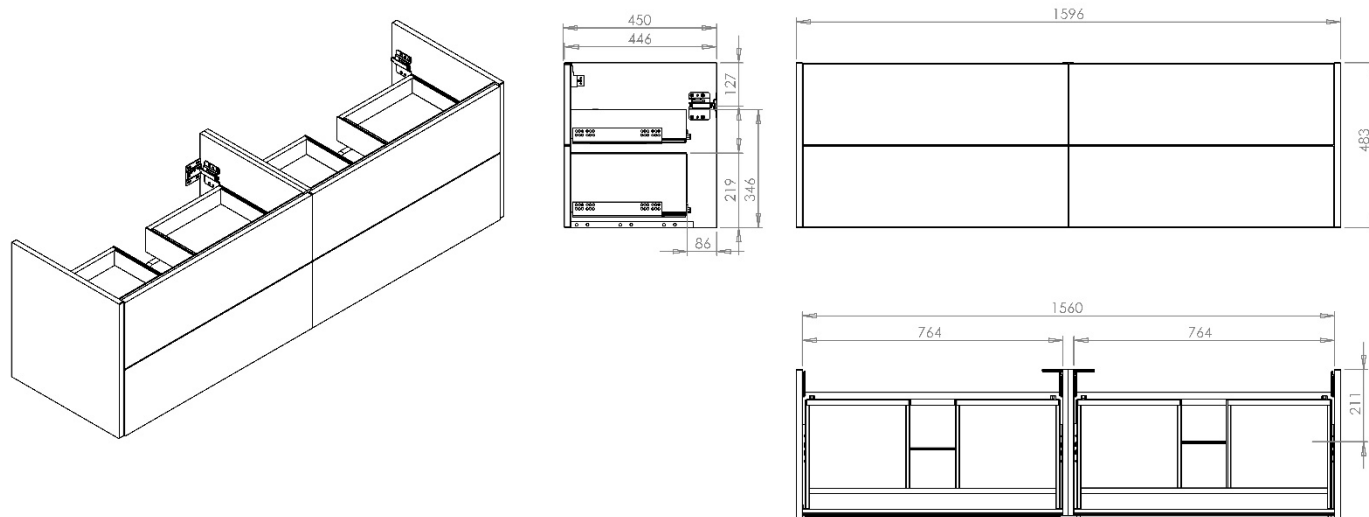
Features

- FSC Certified
- Soft Close
- Assembled

Additional Documentation

Additional Documentation available on our website www.utopiagroup.com

Every effort has been made to ensure that the information provided on this document is correct at the time of creation. Finally, Utopia Furniture Ltd reserve the right to alter materials and specifications in line with continuing programme of production and service development.

HEYU | 1600 TWIN DOUBLE DRAWER WBU - PUSH TO OPEN**HYS028/***, HYL028/***, HYW028/***, HYR028/*****

All dimension in mm. Please check dimensions prior to installation as they can vary due to manufacturing tolerances.

Product Details

Type:	Twin Double Drawer Washbasin Unit
Width:	1596
Depth:	450
Height:	483
Product Weight*:	63.512kg
Tolerances:	+/- 2mm
Guarantee Period:	5 Years (For Domestic Use) 1 Years (For Commercial Use)
Drawer Box Capacity:	30kg

Product Specification

Fascia Material:	18mm MDF
Carcass Material:	18mm MDF/16mm MFC
Available accessories:	Please refer to the Pricelist for further details
Opening Mechanism:	Push to Open
Adjustable Legs:	N/A
Quantity of Shelves:	N/A
Shelving Type:	N/A
Handing:	N/A

*Product Weight includes packaging.

Features

- FSC Certified
- Soft Close
- Assembled
- Handleless
- Push to Open

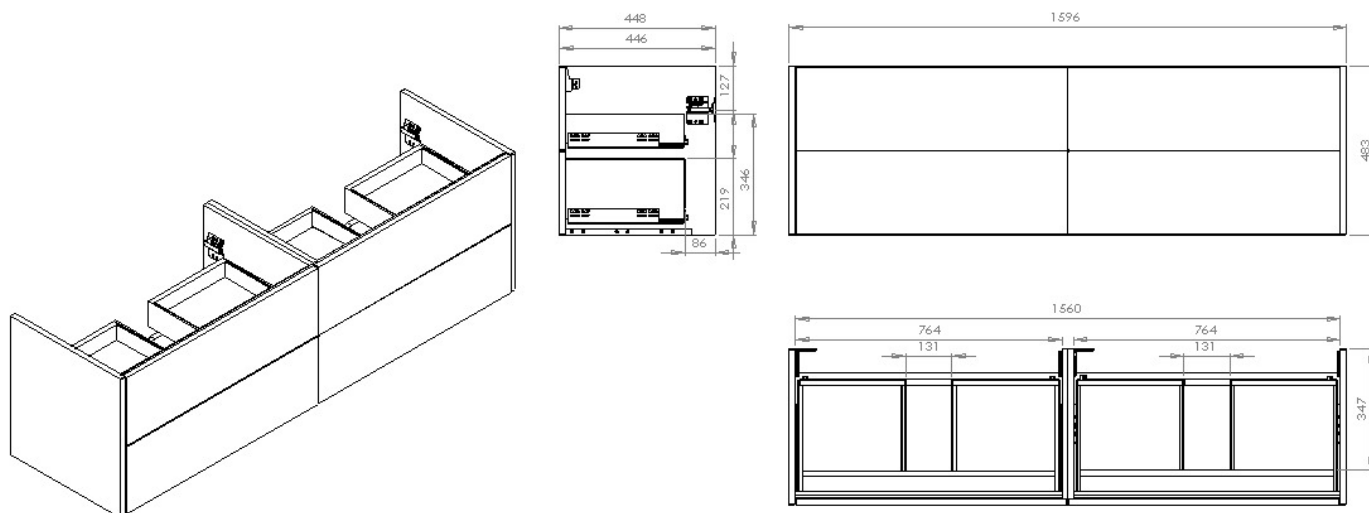
Additional Documentation

Additional Documentation available on our website www.utopiagroup.com

Every effort has been made to ensure that the information provided on this document is correct at the time of creation. Finally, Utopia Furniture Ltd reserve the right to alter materials and specifications in line with continuing programme of production and service development.

HEYU | 1600 TWIN DOUBLE DRAWER WBU - PULL

HYS027/***, HYL027/***, HYW027/***, HYR027/***



All dimension in mm. Please check dimensions prior to installation as they can vary due to manufacturing tolerances.

Product Details

Type:	Twin Double Drawer Washbasin Unit
Width:	1596
Depth:	448
Height:	483
Product Weight*:	63.512kg
Tolerances:	+/- 2mm
Guarantee Period:	5 Years (For Domestic Use) 1 Years (For Commercial Use)
Drawer Box Capacity:	30kg

Product Specification

Fascia Material:	18mm MDF
Carcass Material:	18mm MDF/16mm MFC
Available accessories:	Please refer to the Pricelist for further details
Opening Mechanism:	Pull Handle
Adjustable Legs:	N/A
Quantity of Shelves:	N/A
Shelving Type:	N/A
Handing:	N/A

*Product Weight includes packaging.

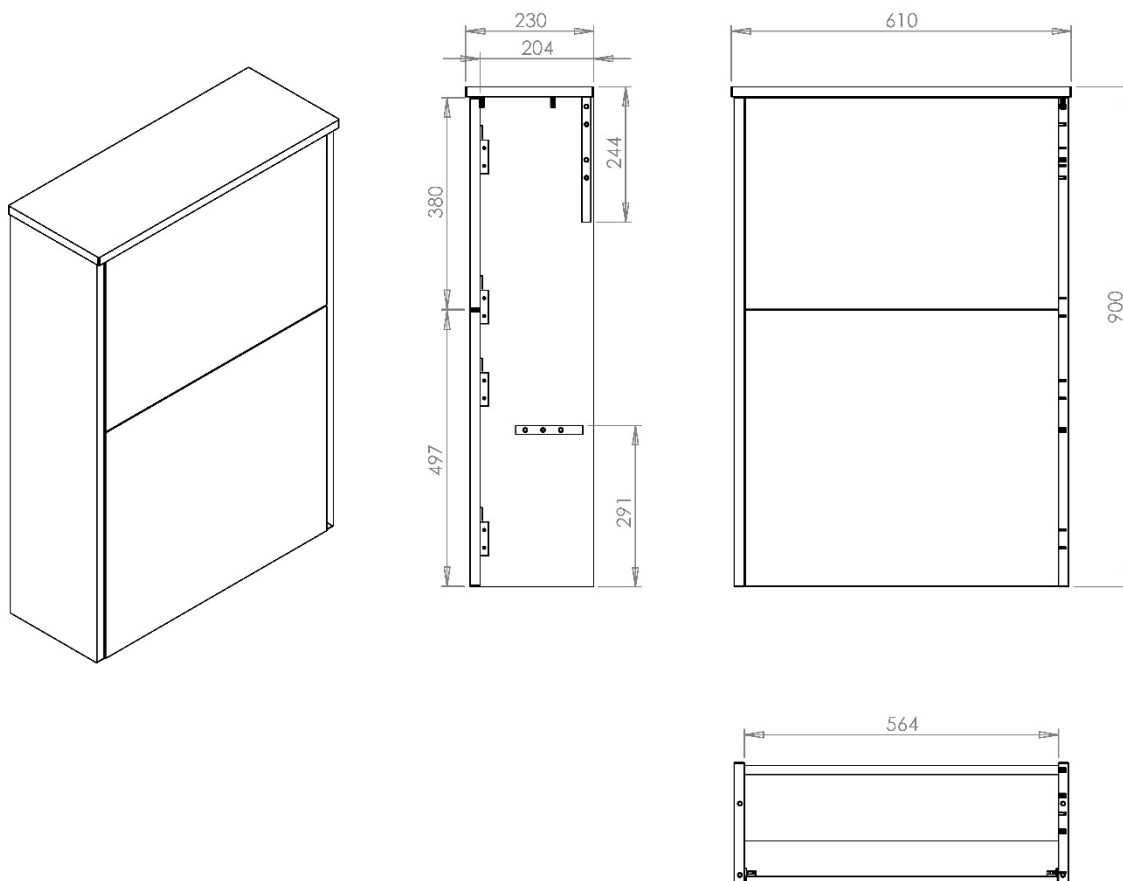
Features

- FSC Certified
- Soft Close
- Assembled

Additional Documentation

Additional Documentation available on our website www.utopiagroup.com

Every effort has been made to ensure that the information provided on this document is correct at the time of creation. Finally, Utopia Furniture Ltd reserve the right to alter materials and specifications in line with continuing programme of production and service development.

HEYU | TOILET UNIT 600**HYS033/***, HYL033/***, HYW033/***, HYR033/*****

All dimension in mm. Please check dimensions prior to installation as they can vary due to manufacturing tolerances.

Product Details

Type:	Toilet Unit
Width:	610
Depth:	210
Height:	900
Product Weight*:	19.608kg
Tolerances:	+/- 2mm
Guarantee Period:	5 Years (For Domestic Use) 1 Years (For Commercial Use)
Drawer Box Capacity:	N/A

Product Specification

Fascia Material:	18mm MDF
Carcass Material:	18mm MDF/16mm MFC
Available accessories:	Please refer to the Pricelist for further details
Opening Mechanism:	N/A
Adjustable Legs:	N/A
Quantity of Shelves:	N/A
Shelving Type:	N/A
Handing:	N/A

*Product Weight includes packaging.

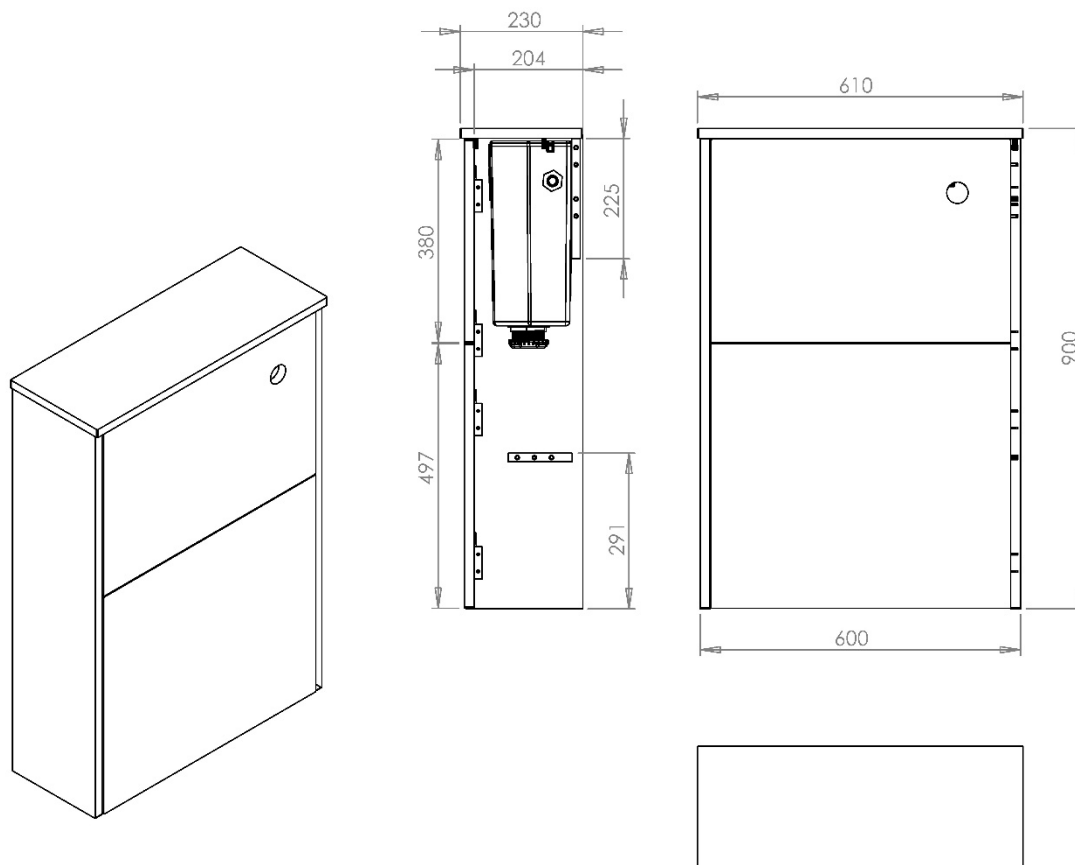
Features

- FSC Certified
- Assembled

Additional Documentation

Additional Documentation available on our website www.utopiagroup.com

Every effort has been made to ensure that the information provided on this document is correct at the time of creation. Finally, Utopia Furniture Ltd reserve the right to alter materials and specifications in line with continuing programme of production and service development.

HEYU | TOILET UNIT 600 INC CONCEALED CISTERN**HYS034/***, HYL034/***, HYW034/***, HYR034/*****

All dimension in mm. Please check dimensions prior to installation as they can vary due to manufacturing tolerances.

Product Details

Type:	Toilet Unit Inc Concealed Cistern
Width:	610
Depth:	210
Height:	900
Product Weight*:	21.278kg
Tolerances:	+/- 2mm
Guarantee Period:	5 Years (For Domestic Use) 1 Years (For Commercial Use)
Drawer Box Capacity:	N/A

Product Specification

Fascia Material:	18mm MDF
Carcass Material:	18mm MDF/16mm MFC
Available accessories:	Please refer to the Pricelist for further details
Opening Mechanism:	N/A
Adjustable Legs:	N/A
Quantity of Shelves:	N/A
Shelving Type:	N/A
Handing:	N/A

*Product Weight includes packaging.

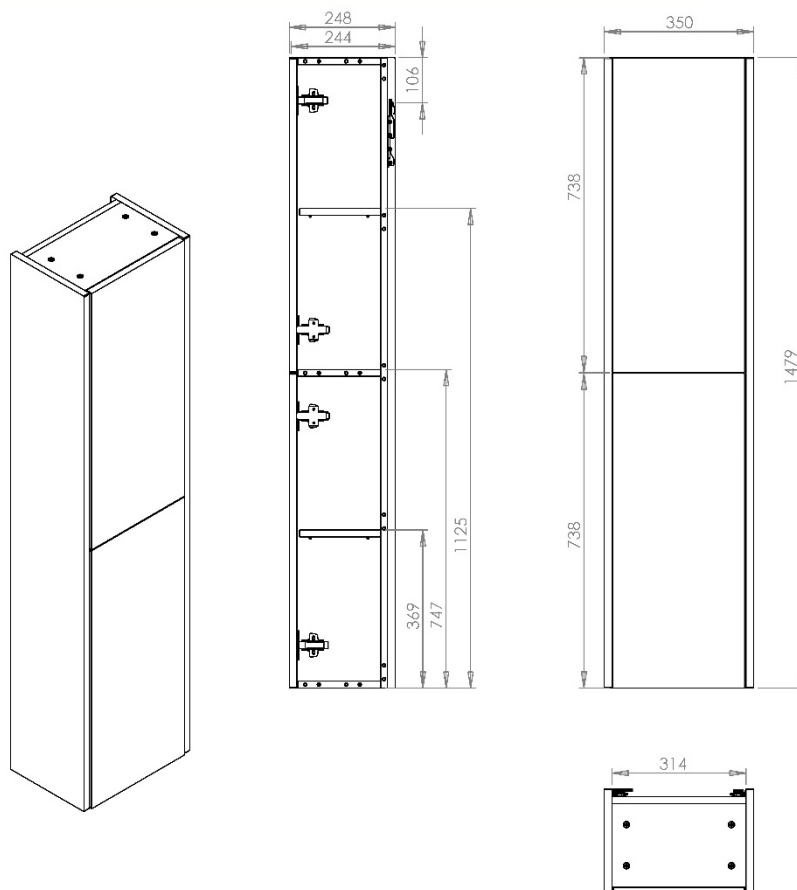
Features

- FSC Certified
- Assembled
- Concealed Cistern Included

Additional Documentation

Additional Documentation available on our website www.utopiagroup.com

Every effort has been made to ensure that the information provided on this document is correct at the time of creation. Finally, Utopia Furniture Ltd reserve the right to alter materials and specifications in line with continuing programme of production and service development.

HEYU | TALL STORAGE UNIT – PUSH TO OPEN
HYS031/*, HYL031/***, HYW031/***, HYR031/***, HYS032/***, HYL032/***, HYW032/***, HYR032/*****


All dimension in mm. Please check dimensions prior to installation as they can vary due to manufacturing tolerances.

Product Details

Type:	Tall Storage Unit
Width:	350
Depth:	248
Height:	1479
Product Weight*:	30.013kg
Tolerances:	+/- 2mm
Guarantee Period:	5 Years (For Domestic Use) 1 Years (For Commercial Use)
Drawer Box Capacity:	N/A

Product Specification

Fascia Material:	18mm MDF
Carcass Material:	18mm MDF/16mm MFC
Available accessories:	Please refer to the Pricelist for further details
Opening Mechanism:	Push to Open
Adjustable Legs:	N/A
Quantity of Shelves:	3 Plus Base
Shelving Type:	MFC
Handing:	Available Left or Right Hand

*Product Weight includes packaging.

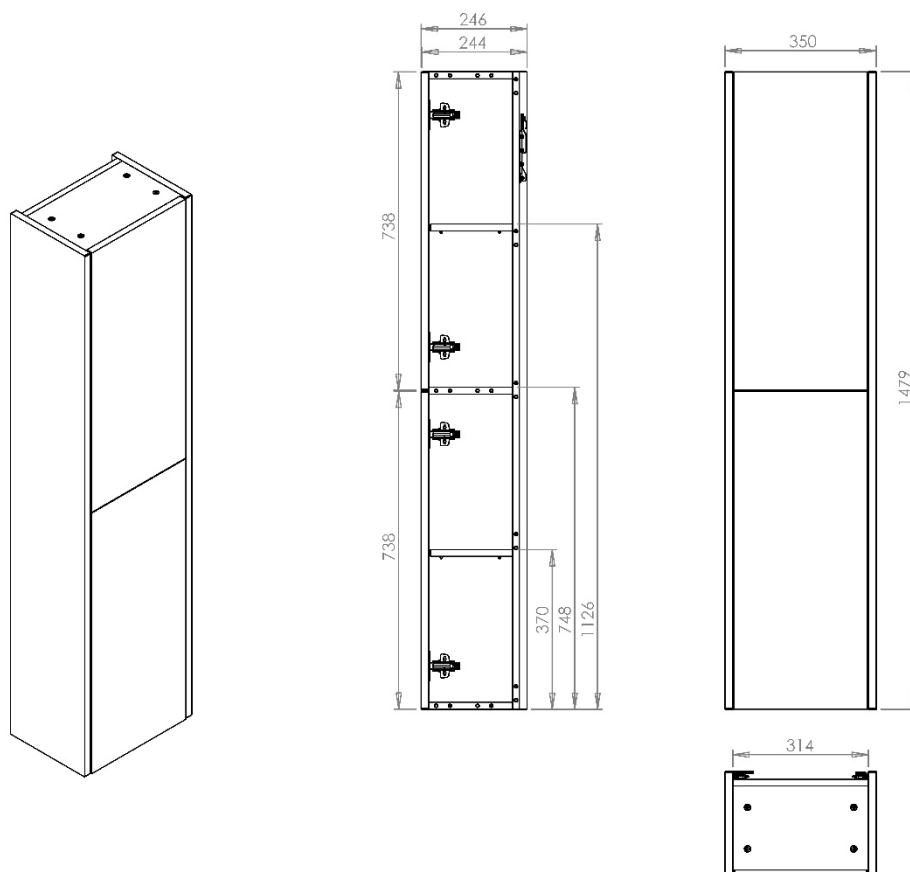
Features

- FSC Certified
- Soft Close
- Assembled
- Handleless
- Push to Open

Additional Documentation

Additional Documentation available on our website www.utopiagroup.com

Every effort has been made to ensure that the information provided on this document is correct at the time of creation. Finally, Utopia Furniture Ltd reserve the right to alter materials and specifications in line with continuing programme of production and service development.

HEYU | TALL STORAGE UNIT - PULL
HYS029/*, HYL029/***, HYW029/***, HYR029/***, HYS030/***, HYL030/***, HYW030/***, HYR030/*****
**Left Hand Shown**

All dimension in mm. Please check dimensions prior to installation as they can vary due to manufacturing tolerances.

Product Details

Type:	Tall Storage Unit
Width:	350
Depth:	246
Height:	1479
Product Weight*:	30.013kg
Tolerances:	+/- 2mm
Guarantee Period:	5 Years (For Domestic Use) 1 Years (For Commercial Use)
Drawer Box Capacity:	N/A

Product Specification

Fascia Material:	18mm MDF
Carcass Material:	18mm MDF/16mm MFC
Available accessories:	Please refer to the Pricelist for further details
Opening Mechanism:	Pull Handle
Adjustable Legs:	N/A
Quantity of Shelves:	3 Plus Base
Shelving Type:	MFC
Handing:	Available Left or Right Hand

*Product Weight includes packaging.

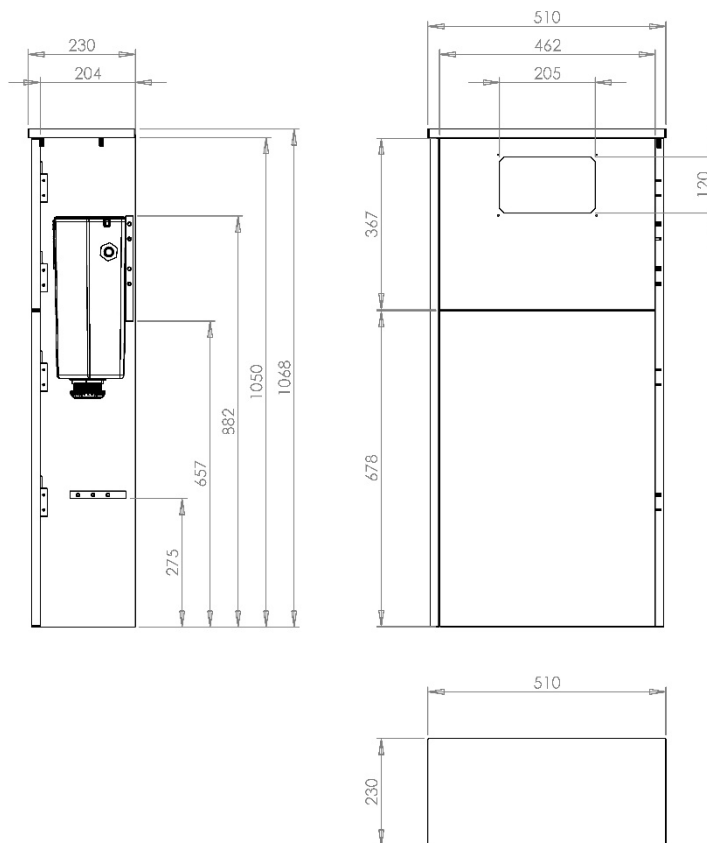
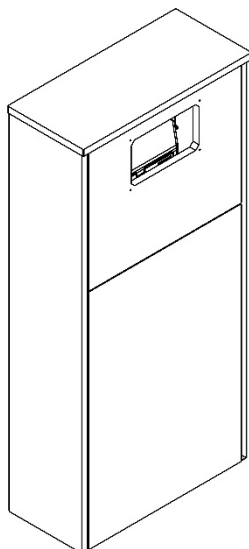
Features

- FSC Certified
- Soft Close
- Assembled

Additional Documentation

Additional Documentation available on our website www.utopiagroup.com

Every effort has been made to ensure that the information provided on this document is correct at the time of creation. Finally, Utopia Furniture Ltd reserve the right to alter materials and specifications in line with continuing programme of production and service development.

HEYU | TALL TOILET UNIT 600 INC CONCEALED CISTERN**HYS035/***, HYL035/***, HYR035/***, HYW035/*****

All dimension in mm. Please check dimensions prior to installation as they can vary due to manufacturing tolerances.

Product Details

Type:	Modular Tall WC Unit
Width:	510
Depth:	210
Height:	1068
Product Weight*:	21.56kg (Inc Cistern)
Tolerances:	+/- 2mm
Guarantee Period:	5 Years (For Domestic Use) 1 Years (For Commercial Use)
Drawer Box Capacity:	N/A

Product Specification

Fascia Material:	18mm MDF
Carcass Material:	18mm MDF
Opening Mechanism:	N/A
Trim Options:	N/A
Adjustable Legs:	N/A
Quantity of Shelves:	N/A
Shelving Type:	N/A
Handing:	N/A

*Product Weight includes packaging.

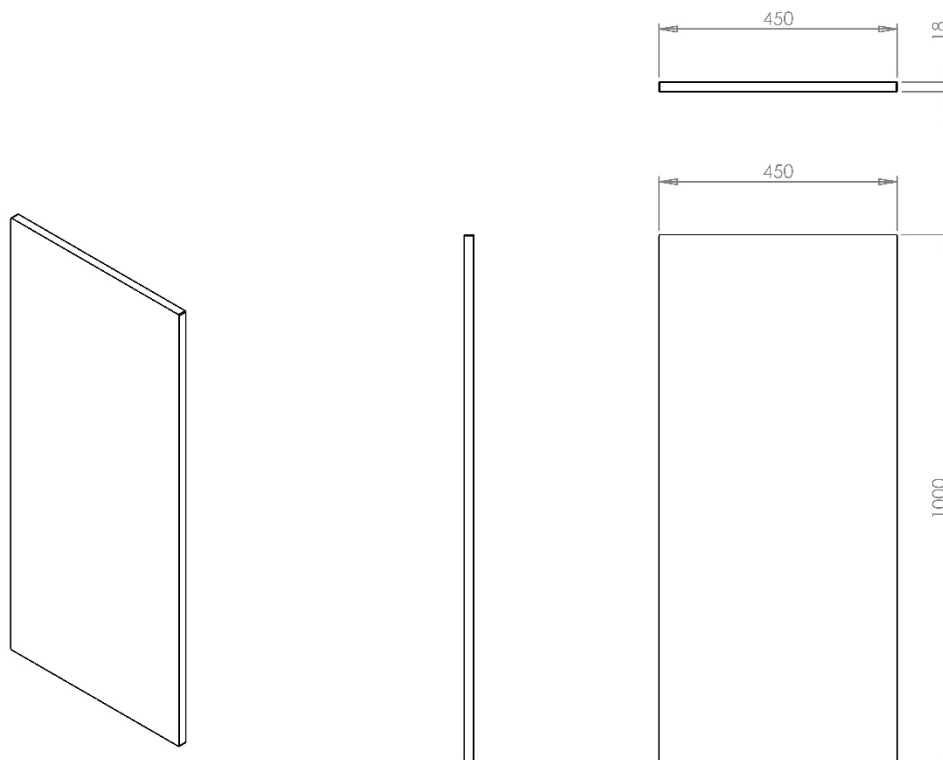
Features

- FSC Certified
- Assembled
- Concealed Cistern Included

Additional Documentation

Additional Documentation available on our website www.utopiagroup.com

Every effort has been made to ensure that the information provided on this document is correct at the time of creation. Finally, Utopia Furniture Ltd reserve the right to alter materials and specifications in line with continuing programme of production and service development.

HEYU | TALL TOILET UNIT 600 INC CONCEALED CISTERN**HYS036/***, HYL036/***, HYR036/***, HYW036/*****

All dimension in mm. Please check dimensions prior to installation as they can vary due to manufacturing tolerances.

Product Details

Type:	Modular Tall WC Unit
Width:	450
Depth:	18
Height:	1000
Product Weight*:	8.09Kg
Tolerances:	+/- 2mm
Guarantee Period:	5 Years (For Domestic Use) 1 Years (For Commercial Use)
Drawer Box Capacity:	N/A

Product Specification

Fascia Material:	18mm MDF
Carcass Material:	18mm MDF
Opening Mechanism:	N/A
Trim Options:	N/A
Adjustable Legs:	N/A
Quantity of Shelves:	N/A
Shelving Type:	N/A
Handing:	N/A

*Product Weight includes packaging.

Features

- FSC Certified

Additional Documentation

Additional Documentation available on our website www.utopiagroup.com

Every effort has been made to ensure that the information provided on this document is correct at the time of creation. Finally, Utopia Furniture Ltd reserve the right to alter materials and specifications in line with continuing programme of production and service development.