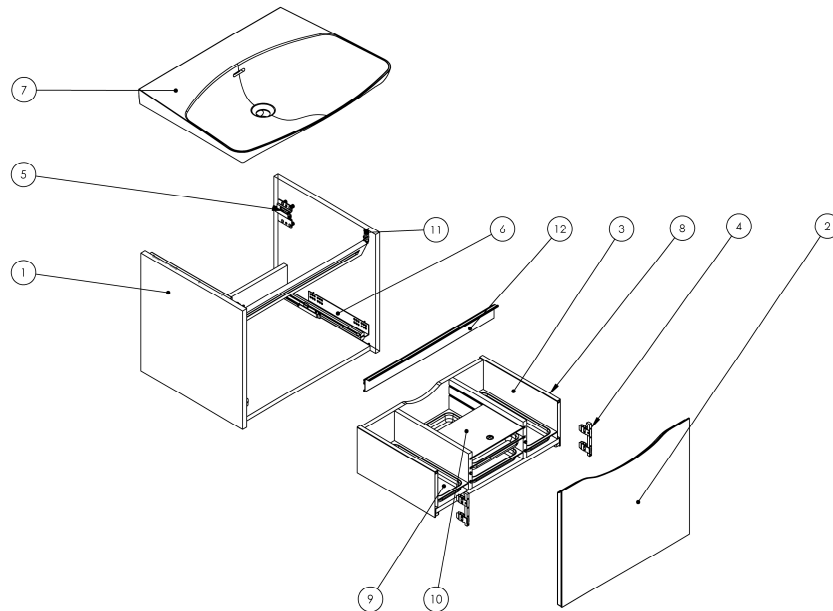


LUSTRE | LUSTRE 680MM WASHBASIN UNIT WITH MATT BASIN

LUS00010, LUS00083, LUS00089, LUS00205, LUS00208, LUS00211, LUS00214, LUS00217, LUS00220, LUS00223, LUS00229, LUS00232, LUS00235, LUS00241, LUS00244, LUS00247, LUS00253, LUS00256



Number	Part Code	Part Description
1	CA0827	LUSTRE 600 WBU - CARCASS ONLY
2	BD0016	440 X 558 BONDED DRAWER FRONT
3	SUB.DX0049	564 X 350 X 187 DRAWER BOX
4	800.DRB.00076	DRAWER FRONT CONN. 187/251MM KNOCK IN
5	800.FIT.00029	CAB HANGER DOWEL PLATE KIT
6	800.DRB.90001	DRAWER V6 LH & RH RUNNER 350MM 350KG KIT
7	800.SAN.00083	LUSTRE MATT BASIN 680
8	800.DRB.00072	AVT YOU DESIGN PROFILE 350MM ANTHRACITE
9	800.DRB.00085	KIT 3 TRAYS 2 OF DL5054
10	800.DRB.00083	KIT 1 TRAYS 1 OF DL3866/DL5057/DL3868
11	800.FAS.90001	PROFILE SECTION CLIP KIT (2X MALE 2X FEMALE)

Handle Options

Number	Sales Code	Part Code	Part Description
12	LUS00010, LUS00083, LUS00089, LUS00223, LUS00235, LUS00247	800.HAN.00049	564MM CHROME J SECTION
12	LUS00205, LUS00211, LUS00217, LUS00229, LUS00241, LUS00253	800.HAN.00156	564MM MATT BLACK J SECTION
12	LUS00208, LUS00214, LUS00220, LUS00232, LUS00244, LUS00256	800.HAN.00133	564MM BRUSHED BRASS J SECTION

Where applicable please note when ordering unit frontage's or carcasses, the style and colour will need to be specified.

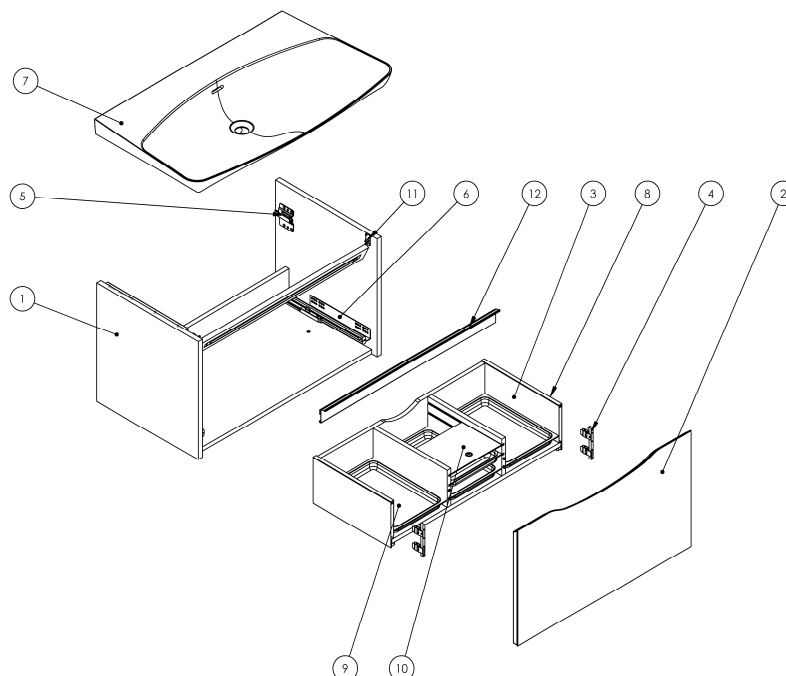
Additional Documentation

Additional Documentation available on our website www.utopiagroup.com.

Every effort has been made to ensure that the information provided on this document is correct at the time of creation. Finally, Utopia Furniture Ltd reserve the right to alter materials and specifications in line with continuing programme of production and service development.

LUSTRE | LUSTRE 880MM WASHBASIN UNIT WITH MATT BASIN

LUS00011, LUS00084, LUS00090, LUS00206, LUS00209, LUS00212, LUS00215, LUS00218, LUS00221, LUS00224, LUS00230, LUS00233, LUS00236, LUS00242, LUS00245, LUS00248, LUS00254, LUS00257



Number	Part Code	Part Description
1	CA0828	LUSTRE 800 WBU - CARCASS ONLY
2	BD0017	440 X 758 BONDED DRAWER FRONT
3	SUB.DX0050	764 X 350 X 187 DRAWER BOX
4	800.DRB.00076	DRAWER FRONT CONN. 187/251MM KNOCK IN
5	800.FIT.00029	CAB HANGER DOWEL PLATE KIT
6	800.DRB.90001	DRAWER V6 LH & RH RUNNER 350MM 350KG KIT
7	800.SAN.00084	LUSTRE MATT BASIN 880
8	800.DRB.00072	AVT YOU DESIGN PROFILE 350MM ANTHRACITE
9	800.DRB.00084	KIT 2 TRAYS 2 OF DL5055
10	800.DRB.00083	KIT 1 TRAYS 1 OF DL3866/DL5057/DL3868
11	800.FAS.90001	PROFILE SECTION CLIP KIT (2X MALE 2X FEMALE)

Handle Options

Number	Sales Code	Part Code	Part Description
12	LUS00011, LUS00084, LUS00090, LUS00224, LUS00236, LUS00248	800.HAN.00050	764MM CHROME J SECTION
12	LUS00206, LUS00212, LUS00218, LUS00230, LUS00242, LUS00254	800.HAN.00158	764MM MATT BLACK J SECTION
12	LUS00209, LUS00215, LUS00221, LUS00233, LUS00245, LUS00257	800.HAN.00159	764MM BRUSHED BRASS J SECTION

Where applicable please note when ordering unit frontage's or carcasses, the style and colour will need to be specified.

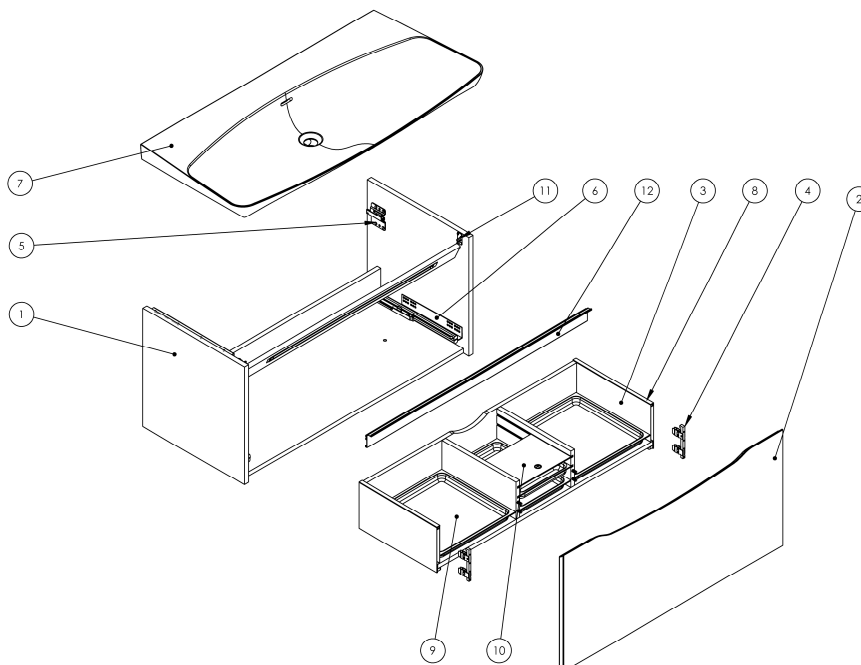
Additional Documentation

Additional Documentation available on our website www.utopiagroup.com.

Every effort has been made to ensure that the information provided on this document is correct at the time of creation. Finally, Utopia Furniture Ltd reserve the right to alter materials and specifications in line with continuing programme of production and service development.

LUSTRE | LUSTRE 1080MM WASHBASIN UNIT WITH MATT BASIN

LUS00012, LUS00085, LUS00091, LUS00207, LUS00210, LUS00213, LUS00216, LUS00219, LUS00222, LUS00225, LUS00231, LUS00234, LUS00237, LUS00243, LUS00246, LUS00249, LUS00255, LUS00258



Number	Part Code	Part Description
1	CA0829	LUSTRE 1000 WBU - CARCASS ONLY
2	BD0018	440 X 958 BONDED DRAWER FRONT
3	SUB.DX0051	964 X 350 X 187 DRAWER BOX
4	800.DRB.00076	DRAWER FRONT CONN. 187/251MM KNOCK IN
5	800.FIT.00029	CAB HANGER DOWEL PLATE KIT
6	800.DRB.90001	DRAWER V6 LH & RH RUNNER 350MM 350KG KIT
7	800.SAN.00082	LUSTRE MATT BASIN 1080
8	800.DRB.00072	AVT YOU DESIGN PROFILE 350MM ANTHRACITE
9	800.DRB.00086	KIT 4 TRAYS 2 OF DL5056
10	800.DRB.00083	KIT 1 TRAYS 1 OF DL3866/DL5057/DL3868
11	800.FAS.90001	PROFILE SECTION CLIP KIT (2X MALE 2X FEMALE)

Handle Options

Number	Sales Code	Part Code	Part Description
12	LUS00012, LUS00085, LUS00091, LUS00225, LUS00237, LUS00249	800.HAN.00051	964MM CHROME J SECTION
12	LUS00207, LUS00213, LUS00219, LUS00231, LUS00243, LUS00255	800.HAN.00160	964MM MATT BLACK J SECTION
12	LUS00210, LUS00216, LUS00222, LUS00234, LUS00246, LUS00258	800.HAN.00161	964MM BRUSHED BRASS J SECTION

Where applicable please note when ordering unit frontage's or carcasses, the style and colour will need to be specified.

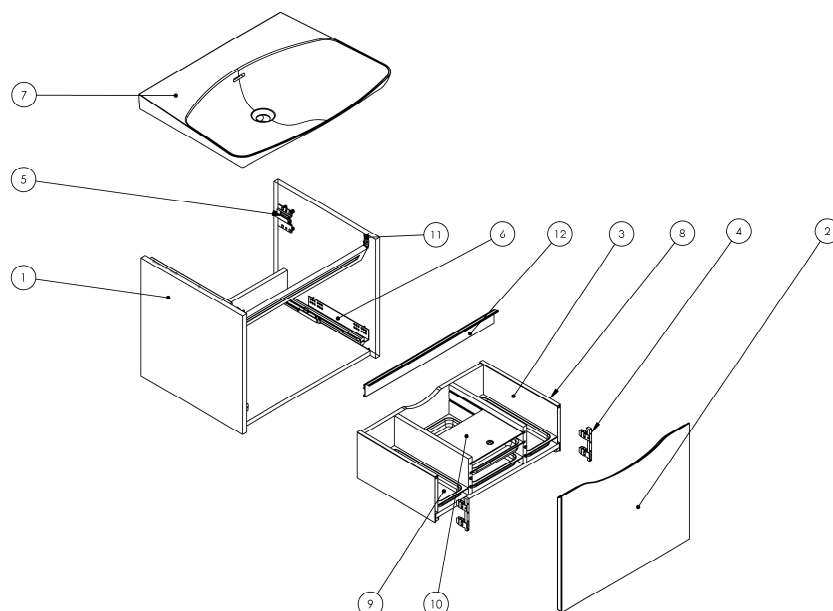
Additional Documentation

Additional Documentation available on our website www.utopiagroup.com.

Every effort has been made to ensure that the information provided on this document is correct at the time of creation. Finally, Utopia Furniture Ltd reserve the right to alter materials and specifications in line with continuing programme of production and service development.

LUSTRE | LUSTRE 680MM WASHBASIN UNIT WITH GLOSS BASIN

LUS00114, LUS00120, LUS00123, LUS00259, LUS00262, LUS00265, LUS00268, LUS00271, LUS00274, LUS00277, LUS00283, LUS00286, LUS00289, LUS00295, LUS00298, LUS00301, LUS00307, LUS00310



Number	Part Code	Part Description
1	CA0827	LUSTRE 600 WBU - CARCASS ONLY
2	BD0016	440 X 558 BONDED DRAWER FRONT
3	SUB.DX0049	564 X 350 X 187 DRAWER BOX
4	800.DRB.00076	DRAWER FRONT CONN. 187/251MM KNOCK IN
5	800.FIT.00029	CAB HANGER DOWEL PLATE KIT
6	800.DRB.90001	DRAWER V6 LH & RH RUNNER 350MM 350KG KIT
7	800.SAN.00079	LUSTRE GLOSS BASIN 680
8	800.DRB.00072	AVT YOU DESIGN PROFILE 350MM ANTHRACITE
9	800.DRB.00085	KIT 3 TRAYS 2 OF DL5054
10	800.DRB.00083	KIT 1 TRAYS 1 OF DL3866/DL5057/DL3868
11	800.FAS.90001	PROFILE SECTION CLIP KIT (2X MALE 2X FEMALE)

Handle Options

Number	Sales Code	Part Code	Part Description
12	LUS00114, LUS00120, LUS00123, LUS00277, LUS00289, LUS00301	800.HAN.00049	564MM CHROME J SECTION
12	LUS00259, LUS00265, LUS00271, LUS00283, LUS00295, LUS00307	800.HAN.00156	564MM MATT BLACK J SECTION
12	LUS00262, LUS00368, LUS00274, LUS00286, LUS00298, LUS00310	800.HAN.00133	564MM BRUSHED BRASS J SECTION

Where applicable please note when ordering unit frontage's or carcasses, the style and colour will need to be specified.

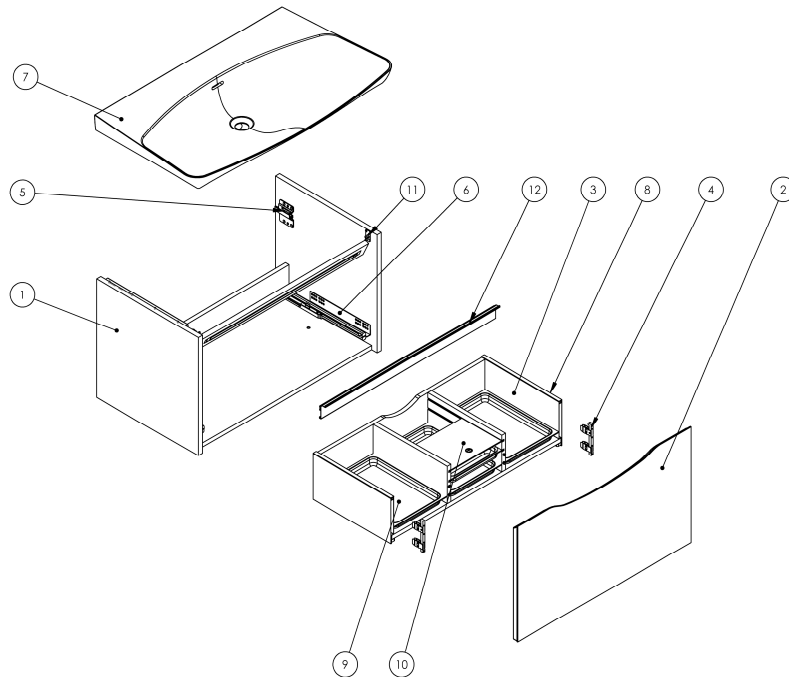
Additional Documentation

Additional Documentation available on our website www.utopiagroup.com.

Every effort has been made to ensure that the information provided on this document is correct at the time of creation. Finally, Utopia Furniture Ltd reserve the right to alter materials and specifications in line with continuing programme of production and service development.

LUSTRE | LUSTRE 880MM WASHBASIN UNIT WITH GLOSS BASIN

LUS00115, LUS00121, LUS00124, LUS00260, LUS00263, LUS00266, LUS00269, LUS00272, LUS00275, LUS00278, LUS00284, LUS00287, LUS00290, LUS00296, LUS00299, LUS00302, LUS00308, LUS00311



Number	Part Code	Part Description
1	CA0828	LUSTRE 800 WBU - CARCASS ONLY
2	BD0017	440 X 758 BONDED DRAWER FRONT
3	SUB.DX0050	764 X 350 X 187 DRAWER BOX
4	800.DRB.00076	DRAWER FRONT CONN. 187/251MM KNOCK IN
5	800.FIT.00029	CAB HANGER DOWEL PLATE KIT
6	800.DRB.90001	DRAWER V6 LH & RH RUNNER 350MM 350KG KIT
7	800.SAN.00080	LUSTRE GLOSS BASIN 880
8	800.DRB.00072	AVT YOU DESIGN PROFILE 350MM ANTHRACITE
9	800.DRB.00084	KIT 2 TRAYS 2 OF DL5055
10	800.DRB.00083	KIT 1 TRAYS 1 OF DL3866/DL5057/DL3868
11	800.FAS.90001	PROFILE SECTION CLIP KIT (2X MALE 2X FEMALE)

Handle Options

Number	Sales Code	Part Code	Part Description
12	LUS00115, LUS00121, LUS00124, LUS00278, LUS00290, LUS00302	800.HAN.00050	764MM CHROME J SECTION
12	LUS00260, LUS00266, LUS00272, LUS00284, LUS00296, LUS00308	800.HAN.00158	764MM MATT BLACK J SECTION
12	LUS00263, LUS00269, LUS00275, LUS00287, LUS00299, LUS00311	800.HAN.00159	764MM BRUSHED BRASS J SECTION

Where applicable please note when ordering unit frontage's or carcasses, the style and colour will need to be specified.

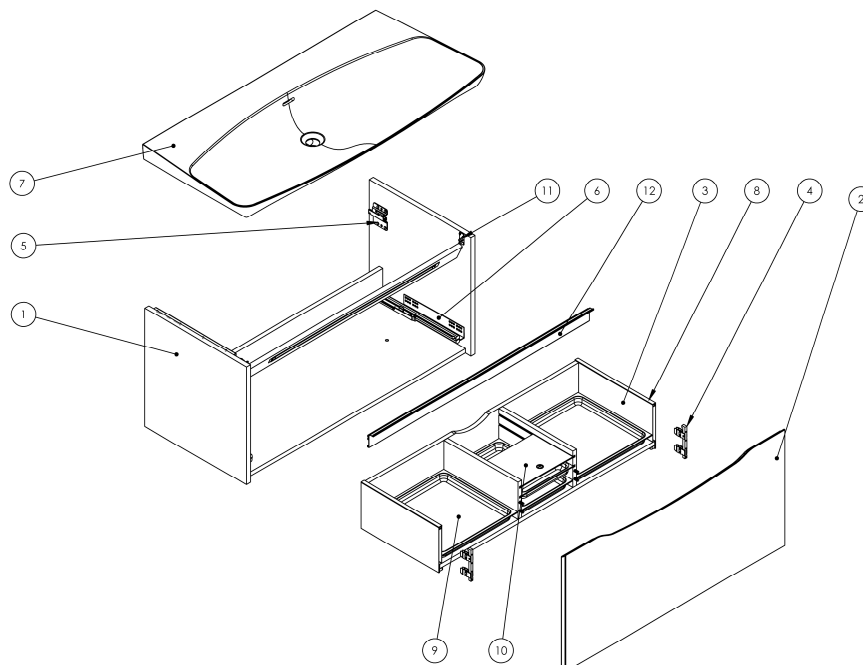
Additional Documentation

Additional Documentation available on our website www.utopiagroup.com.

Every effort has been made to ensure that the information provided on this document is correct at the time of creation. Finally, Utopia Furniture Ltd reserve the right to alter materials and specifications in line with continuing programme of production and service development.

LUSTRE | LUSTRE 1080MM WASHBASIN UNIT WITH GLOSS BASIN

LUS00116, LUS00122, LUS00125, LUS00261, LUS00264, LUS00267, LUS00270, LUS00273, LUS00276, LUS00279, LUS00285, LUS00288, LUS00291, LUS00297, LUS00300, LUS00303, LUS00309, LUS00312



Number	Part Code	Part Description
1	CA0829	LUSTRE 1000 WBU - CARCASS ONLY
2	BD0018	440 X 958 BONDED DRAWER FRONT
3	SUB.DX0051	964 X 350 X 187 DRAWER BOX
4	800.DRB.00076	DRAWER FRONT CONN. 187/251MM KNOCK IN
5	800.FIT.00029	CAB HANGER DOWEL PLATE KIT
6	800.DRB.90001	DRAWER V6 LH & RH RUNNER 350MM 350KG KIT
7	800.SAN.00078	LUSTRE GLOSS BASIN 1080
8	800.DRB.00072	AVT YOU DESIGN PROFILE 350MM ANTHRACITE
9	800.DRB.00086	KIT 4 TRAYS 2 OF DL5056
10	800.DRB.00083	KIT 1 TRAYS 1 OF DL3866/DL5057/DL3868
11	800.FAS.90001	PROFILE SECTION CLIP KIT (2X MALE 2X FEMALE)

Handle Options

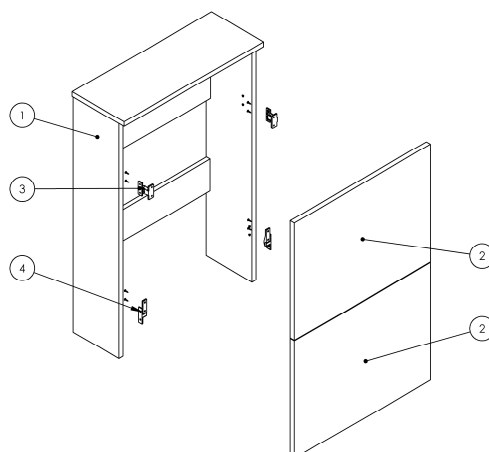
Number	Sales Code	Part Code	Part Description
12	LUS00116, LUS00122, LUS00125, LUS00279, LUS00291, LUS00303	800.HAN.00051	964MM CHROME J SECTION
12	LUS00261, LUS00267, LUS00273, LUS00285, LUS00297, LUS00309	800.HAN.00160	964MM MATT BLACK J SECTION
12	LUS00264, LUS00270, LUS00276, LUS00288, LUS00300, LUS00312	800.HAN.00161	964MM BRUSHED BRASS J SECTION

Where applicable please note when ordering unit frontage's or carcasses, the style and colour will need to be specified.

Additional Documentation

Additional Documentation available on our website www.utopiagroup.com.

Every effort has been made to ensure that the information provided on this document is correct at the time of creation. Finally, Utopia Furniture Ltd reserve the right to alter materials and specifications in line with continuing programme of production and service development.

LUSTRE | TOILET UNIT 600**LUS00146, LUS00147, LUS00148, LUS00313, LUS00314, LUS00315**

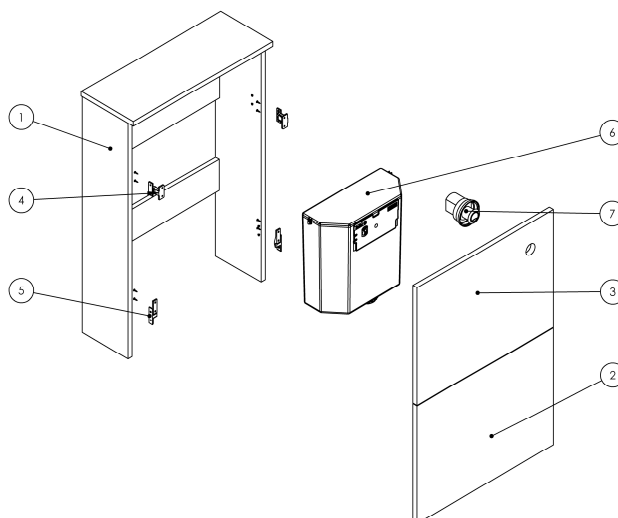
Number	Part Code	Part Description
1	CA0121	LUSTRE 600 WC - CARCASS ONLY
2	FA0087	WC FASCIA 447 X 596 (18MM MFC)
3	800.ACC.00017	PUSHFIT KEKU
4	800.ACC.00018	SLIDE FITTING KEKU

Where applicable please note when ordering unit frontage's or carcasses, the style and colour will need to be specified.

Additional Documentation

Additional Documentation available on our website www.utopiagroup.com.

Every effort has been made to ensure that the information provided on this document is correct at the time of creation. Finally, Utopia Furniture Ltd reserve the right to alter materials and specifications in line with continuing programme of production and service development.

LUSTRE | TOILET UNIT 600 INC CISTERN**LUS00150, LUS00151, LUS00152, LUS00316, LUS00317, LUS00318**

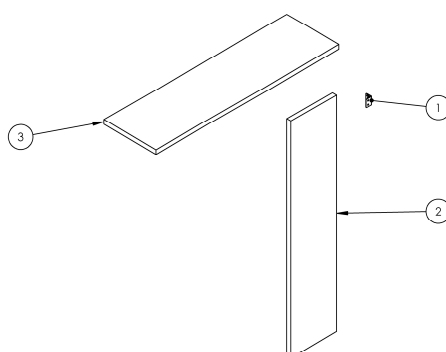
Number	Part Code	Part Description
1	CA0121	LUSTRE 600 WC - CARCASS ONLY
2	FA0087	WC FASCIA 447 X 596 (18MM MFC)
3	FA0088	WC FASCIA P/BUTTON 447 X 596 (18MM MFC)
4	800.ACC.00017	PUSHFIT KEKU
5	800.ACC.00018	SLIDE FITTING KEKU
6	800.SAN.00157	CISTERN
7	800.SAN.00117	CHROME PUSH BUTTON

Where applicable please note when ordering unit frontage's or carcasses, the style and colour will need to be specified.

Additional Documentation

Additional Documentation available on our website www.utopiagroup.com.

Every effort has been made to ensure that the information provided on this document is correct at the time of creation. Finally, Utopia Furniture Ltd reserve the right to alter materials and specifications in line with continuing programme of production and service development.

LUSTRE | ADDITIONAL TOILET UNIT WORKTOP AND FILLER PACK**LUS00198, LUS00199, LUS00200, LUS00319, LUS00320, LUS00321**

Number	Part Code	Part Description
1	800.FIT.00028	FITTING KIT FOR MODULAR W/TOPS
2	FP0010	FILLER PANEL 900 X 200 (18MM MFC)
3	WT0016	WORKTOP 800 X 228 (18MM MFC)

Where applicable please note when ordering unit frontage's or carcasses, the style and colour will need to be specified.

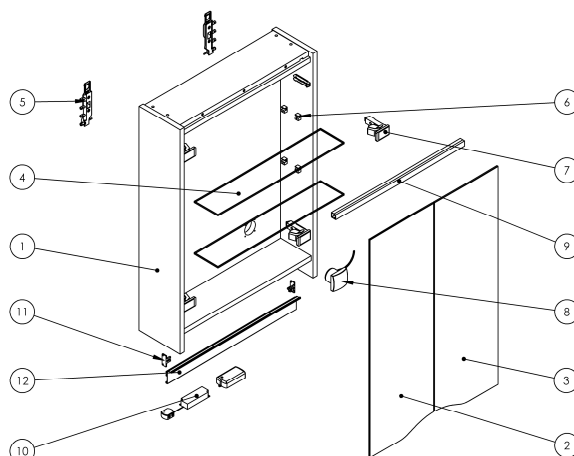
Additional Documentation

Additional Documentation available on our website www.utopiagroup.com.

Every effort has been made to ensure that the information provided on this document is correct at the time of creation. Finally, Utopia Furniture Ltd reserve the right to alter materials and specifications in line with continuing programme of production and service development.

LUSTRE | 600mm Mirror Cabinet

LUS00102, LUS00099, LUS00105, LUS00328, LUS00331, LUS00334, LUS00337, LUS00340, LUS00343, LUS00346, LUS00352, LUS00355, LUS00358, LUS00361, LUS00364, LUS00367, LUS00370, LUS00373



Number	Part Code	Part Description
1	CA0830	LUSTRE 600 MC - CARCASS ONLY - CHROME HANDLE
2	800.MIR.00080	DOUBLE SIDED LH MIRROR DOOR QSD - 830 X 280 PAR
3	800.MIR.00081	DOUBLE SIDED RH MIRROR DOOR QSD - 830 X 280 PAR
4	800.GLS.00092	6MM TOUGHENED GLASS SHELF - 554 X 105 PAR
5	800.FIT.00030	BASE WALL HANGING KIT
6	800.FIT.00018	CABINET GLASS SHELF SUPPORT CHROME
7	800.HIN.00037	1 X SOFT CLOSE HINGE
8	800.ELE.00065	SHAVER SOCKET UNIT C/W TRANSFORMER STAINLESS
9	800.ELE.00047	LED SURFACE MOUNT LIGHT 564MM NO CAPS
10	800.ELE.00072	TOUCH SWITCH KIT AND DRIVER 20W
11	800.FAS.90001	PROFILE SECTION CLIP KIT (2X MALE 2X FEMALE)

Handle Options

Number	Sales Code	Part Code	Part Description
12	LUS00102, LUS00099, LUS00105, LUS00346, LUS00358, LUS00367	800.HAN.00049	564MM CHROME J SECTION
12	LUS00328, LUS00334, LUS00340, LUS00352, LUS00361, LUS00370	800.HAN.00156	564MM MATT BLACK J SECTION
12	LUS00331, LUS00337, LUS00343, LUS00355, LUS00364, LUS00373	800.HAN.00133	564MM BRUSHED BRASS J SECTION

Where applicable please note when ordering unit frontage's or carcasses, the style and colour will need to be specified.

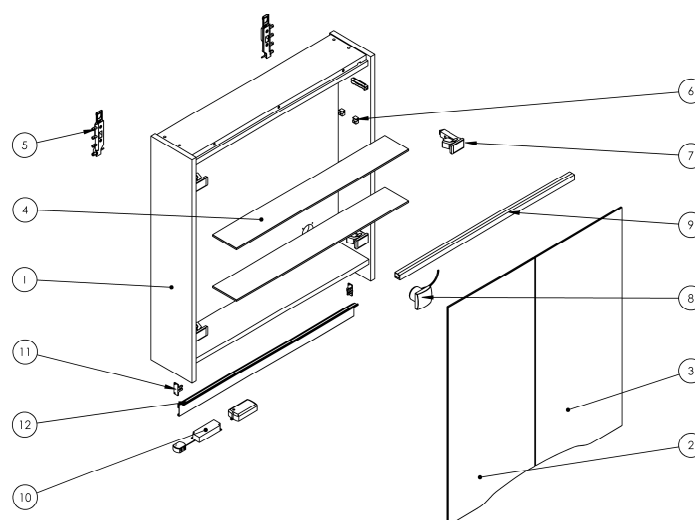
Additional Documentation

Additional Documentation available on our website www.utopiagroup.com.

Every effort has been made to ensure that the information provided on this document is correct at the time of creation. Finally, Utopia Furniture Ltd reserve the right to alter materials and specifications in line with continuing programme of production and service development.

LUSTRE | 800mm Mirror Cabinet

LUS00103, LUS00100, LUS00106, LUS00329, LUS00332, LUS00335, LUS00338, LUS00341, LUS00344, LUS00347, LUS00353, LUS00356, LUS00359, LUS00362, LUS00365, LUS00368, LUS00371, LUS00374



Number	Part Code	Part Description
1	CA0831	LUSTRE 800 MC - CARCASS ONLY - CHROME HANDLE
2	800.MIR.00082	DOUBLE SIDED LH MIRROR DOOR QSD - 830 X 380 PAR
3	800.MIR.00083	DOUBLE SIDED RH MIRROR DOOR QSD - 830 X 380 PAR
4	800.GLS.00097	6MM TOUGHENED GLASS SHELF - 754 X 105 PAR
5	800.FIT.00030	BASE WALL HANGING KIT
6	800.FIT.00018	CABINET GLASS SHELF SUPPORT CHROME
7	800.HIN.00037	1 X SOFT CLOSE HINGE
8	800.ELE.00065	SHAVER SOCKET UNIT C/W TRANSFORMER STAINLESS
9	800.ELE.00049	LED SURFACE MOUNT LIGHT 764MM NO CAPS
10	800.ELE.00072	TOUCH SWITCH KIT AND DRIVER 20W
11	800.FAS.90001	PROFILE SECTION CLIP KIT (2X MALE 2X FEMALE)

Handle Options

Number	Sales Code	Part Code	Part Description
12	LUS00103, LUS00100, LUS00106, LUS00347, LUS00359, LUS00368	800.HAN.00050	764MM CHROME J SECTION
12	LUS00329, LUS00335, LUS00341, LUS00353, LUS00362, LUS00371	800.HAN.00158	764MM MATT BLACK J SECTION
12	LUS00332, LUS00338, LUS00344, LUS00356, LUS00365, LUS00374	800.HAN.00159	764MM BRUSHED BRASS J SECTION

Where applicable please note when ordering unit frontage's or carcasses, the style and colour will need to be specified.

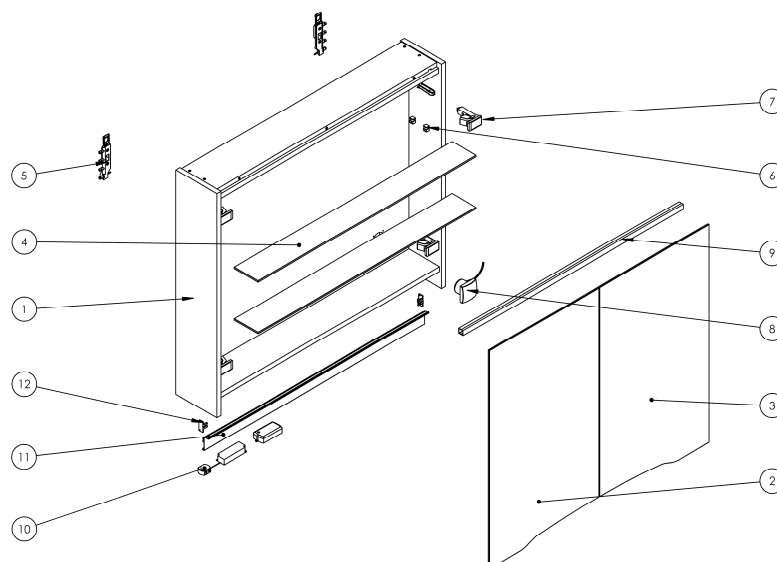
Additional Documentation

Additional Documentation available on our website www.utopiagroup.com.

Every effort has been made to ensure that the information provided on this document is correct at the time of creation. Finally, Utopia Furniture Ltd reserve the right to alter materials and specifications in line with continuing programme of production and service development.

LUSTRE | 1000mm Mirror Cabinet

LUS00104, LUS00101, LUS00107, LUS00330, LUS00333, LUS00336, LUS00339, LUS00342, LUS00345, LUS00348, LUS00354, LUS00357, LUS00360, LUS00363, LUS00366, LUS00369, LUS00372, LUS00375



Number	Part Code	Part Description
1	CA0832	LUSTRE 1000 MC - CARCASS ONLY - CHROME HANDLE
2	800.MIR.00084	DOUBLE SIDED LH MIRROR DOOR QSD - 830 X 480 PAR
3	800.MIR.00085	DOUBLE SIDED RH MIRROR DOOR QSD - 830 X 480 PAR
4	800.GLS.00100	6MM TOUGHENED GLASS SHELF - 954 X 105 PAR
5	800.FIT.00030	BASE WALL HANGING KIT
6	800.FIT.00018	CABINET GLASS SHELF SUPPORT CHROME
7	800.HIN.00037	1 X SOFT CLOSE HINGE
8	800.ELE.00065	SHAVER SOCKET UNIT C/W TRANSFORMER STAINLESS
9	800.ELE.00051	LED SURFACE MOUNT LIGHT 964MM NO CAPS
10	800.ELE.00072	TOUCH SWITCH KIT AND DRIVER 20W
11	800.FAS.90001	PROFILE SECTION CLIP KIT (2X MALE 2X FEMALE)

Handle Options

Number	Sales Code	Part Code	Part Description
12	LUS00104, LUS00101, LUS00107, LUS00348, LUS00360, LUS00372	800.HAN.00051	964MM CHROME J SECTION
12	LUS00330, LUS00336, LUS00342, LUS00354, LUS00366, LUS00378	800.HAN.00160	964MM MATT BLACK J SECTION
12	LUS00333, LUS00339, LUS00345, LUS00357, LUS00369, LUS00381	800.HAN.00161	964MM BRUSHED BRASS J SECTION

Where applicable please note when ordering unit frontage's or carcasses, the style and colour will need to be specified.

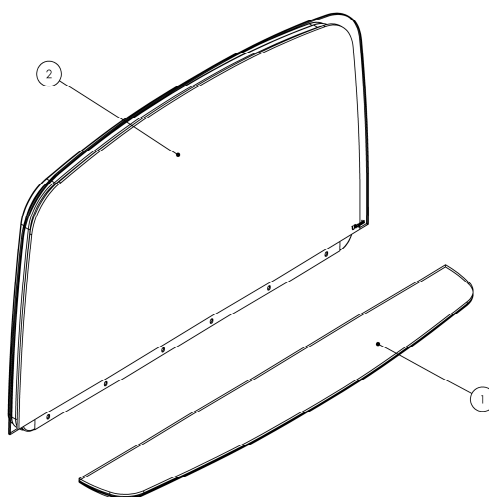
Additional Documentation

Additional Documentation available on our website www.utopiagroup.com.

Every effort has been made to ensure that the information provided on this document is correct at the time of creation. Finally, Utopia Furniture Ltd reserve the right to alter materials and specifications in line with continuing programme of production and service development.

LUSTRE | 820mm Mirror with Shelf

LUS00322, LUS00323, LUS00324, LUS00325, LUS00326, LUS00327



Number	Part Code	Part Description
1	MU8014	OPULA 820 SHELF
2	800.MIR.00100	MIRROR LED DEMIST 800 X 500 NO BLUETOOTH

Where applicable please note when ordering unit frontage's or carcasses, the style and colour will need to be specified.

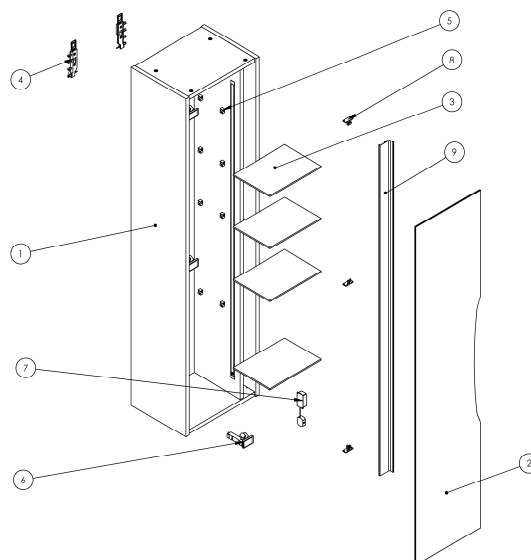
Additional Documentation

Additional Documentation available on our website www.utopiagroup.com.

Every effort has been made to ensure that the information provided on this document is correct at the time of creation. Finally, Utopia Furniture Ltd reserve the right to alter materials and specifications in line with continuing programme of production and service development.

LUSTRE | 400mm Tall Unit

LUS00023, LUS00092, LUS00094, LUS00024, LUS00093, LUS00095, LUS00382, LUS00384, LUS00386, LUS00388, LUS00390, LUS00392, LUS00394, LUS00398, LUS00400, LUS00402, LUS00406, LUS00408, LUS00410, LUS00414, LUS00416, LUS00383, LUS00385, LUS00387, LUS00389, LUS00391, LUS00393, LUS00395, LUS00399, LUS00401, LUS00403, LUS00407, LUS00409, LUS00411, LUS00415, LUS00417

**Left Hand Shown**

Number	Part Code	Part Description
1	CA0836	LUSTRE 400 LH TALL UNIT - CARCASS ONLY - CHROME HANDLE
2	800.MIR.00075	DOUBLE SIDED MIRROR DOOR GSD - 1600 X 356 PAR
3	800.GLS.00083	6MM TOUGHENED GLASS SHELF - 280 X 200 PAR
4	800.FIT.00030	BASE WALL HANGING KIT
5	800.FIT.00018	CABINET GLASS SHELF SUPPORT CHROME
6	800.HIN.00037	1 X SOFT CLOSE HINGE
7	800.ELE.00032	8W DRIVER T/S LED DOWNLIGHT 3 PORT
8	800.FAS.90001	PROFILE SECTION CLIP KIT (2X MALE 2X FEMALE)

Handle Options

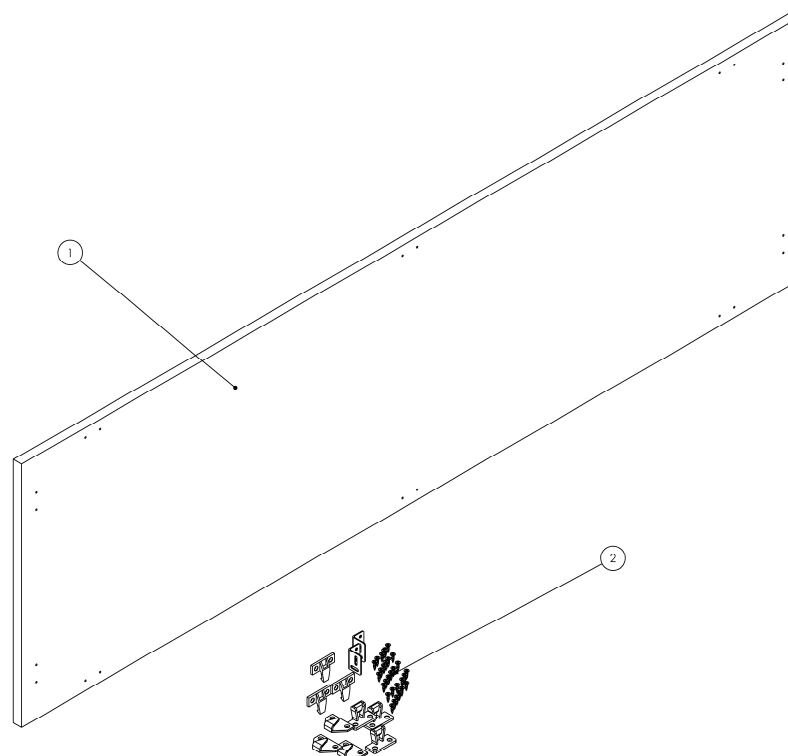
Number	Sales Code	Part Code	Part Description
9	LUS00023, LUS00092, LUS00094, LUS00394, LUS00402, LUS00410, LUS00024, LUS00093, LUS00095, LUS00395, LUS00403, LUS00411	800.HAN.00053	1563MM CHROME J SECTION
9	LUS00382, LUS00386, LUS00390, LUS00398, LUS00406, LUS00414, LUS00383, LUS00387, LUS00391, LUS00399, LUS00407, LUS00415	800.HAN.00162	1563MM MATT BLACK J SECTION
9	LUS00384, LUS00388, LUS00392, LUS00400, LUS00408, LUS00416, LUS00385, LUS00389, LUS00393, LUS00401, LUS00409, LUS00417	800.HAN.00163	1563MM BRUSHED BRASS J SECTION

Where applicable please note when ordering unit frontage's or carcasses, the style and colour will need to be specified.

Additional Documentation

Additional Documentation available on our website www.utopiagroup.com.

Every effort has been made to ensure that the information provided on this document is correct at the time of creation. Finally, Utopia Furniture Ltd reserve the right to alter materials and specifications in line with continuing programme of production and service development.

LUSTRE | LUSTRE – 1700 Bath Side Panels (18mm MFC)**LUS00154, LUS00155, LUS00156, LUS00418, LUS00419, LUS00420**

Number	Part Code	Part Description
1	BP1713	BATH PANEL 1700 X 500 (18MM MFC)
2	800.FIT.00005	LEG BAG BATH 2

Where applicable please note when ordering unit frontage's or carcasses, the style and colour will need to be specified.

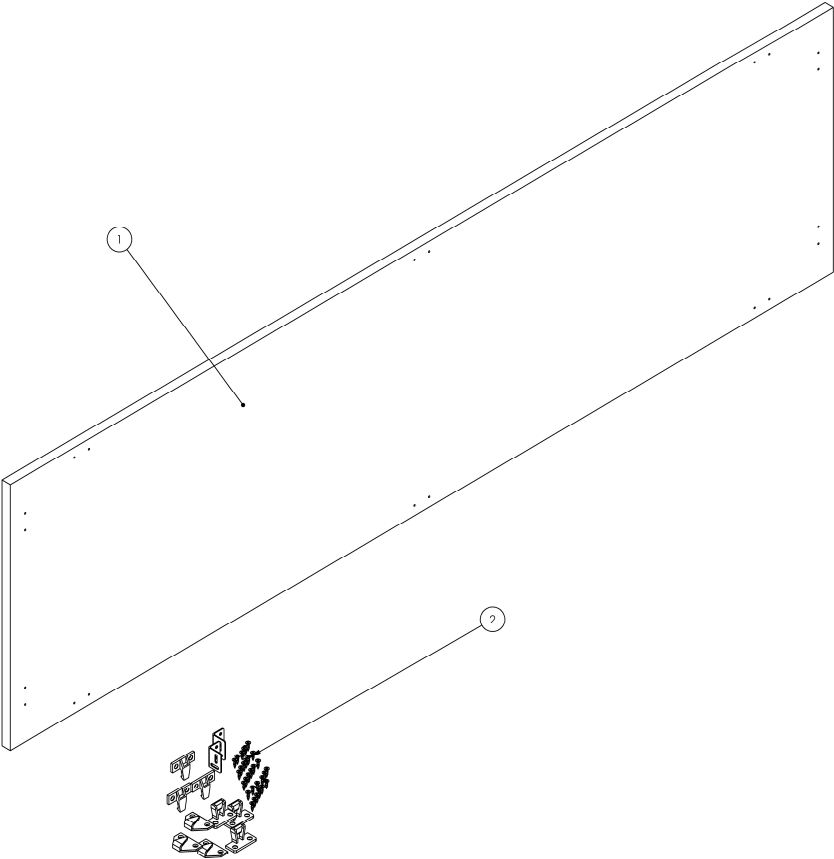
Additional Documentation

Additional Documentation available on our website www.utopiagroup.com.

Every effort has been made to ensure that the information provided on this document is correct at the time of creation. Finally, Utopia Furniture Ltd reserve the right to alter materials and specifications in line with continuing programme of production and service development.

LUSTRE | LUSTRE – 1800 Bath Side Panels (18mm MFC)

LUS00158, LUS00159, LUS00160, LUS00421, LUS00422, LUS00423

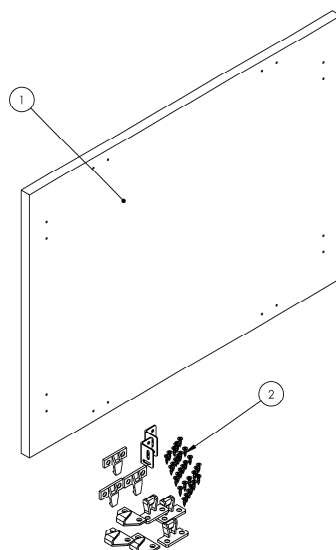


Number	Part Code	Part Description
1	BP1813	BATH PANEL 1800 X 500 (18MM MFC)
2	800.FIT.00005	LEG BAG BATH 2

Where applicable please note when ordering unit frontage's or carcasses, the style and colour will need to be specified.

Additional Documentation

Additional Documentation available on our website www.utopiagroup.com.

LUSTRE | LUSTRE – 700 Bath End Panels (18mm MFC)**LUS00162, LUS00163, LUS00164, LUS00424, LUS00425, LUS00426**

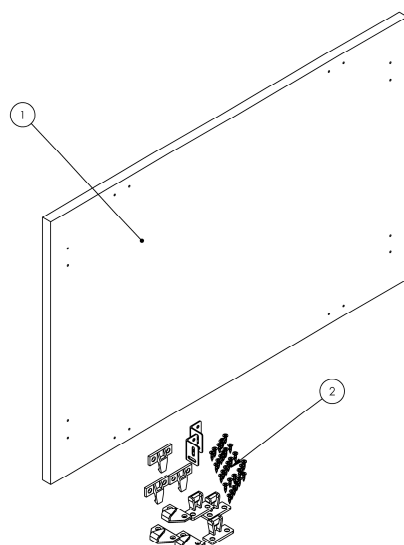
Number	Part Code	Part Description
1	BP7010	BATH PANEL 681 X 500 (18MM MFC)
2	800.FIT.00005	LEG BAG BATH 2

Where applicable please note when ordering unit frontage's or carcasses, the style and colour will need to be specified.

Additional Documentation

Additional Documentation available on our website www.utopiagroup.com.

Every effort has been made to ensure that the information provided on this document is correct at the time of creation. Finally, Utopia Furniture Ltd reserve the right to alter materials and specifications in line with continuing programme of production and service development.

LUSTRE | LUSTRE – 800 Bath End Panels (18mm MFC)**LUS00166, LUS00167, LUS00168, LUS00427, LUS00428, LUS00429**

Number	Part Code	Part Description
1	BP8008	BATH PANEL 781 X 500 (18MM MFC)
2	800.FIT.00005	LEG BAG BATH 2

Where applicable please note when ordering unit frontage's or carcasses, the style and colour will need to be specified.

Additional Documentation

Additional Documentation available on our website www.utopiagroup.com.

Every effort has been made to ensure that the information provided on this document is correct at the time of creation. Finally, Utopia Furniture Ltd reserve the right to alter materials and specifications in line with continuing programme of production and service development.