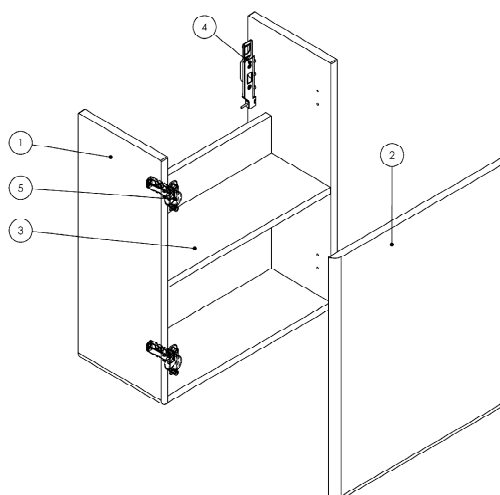


CHIC | 500MM CLOAKROOM UNIT LH - PULL**CHC001/****

Number	Part Code	Part Description
1	CA0782	500MM LH CLOAKROOM WBU - HANDLE CARCASS ONLY
2	DR0349	491 X 598 LH DOOR
3	SH0160	456 X 165 SHELF (16MM MFC)
4	800.FIT.00030	BASE WALL HANGING KIT
5	800.FIT.00109	SHALLOW CUP HINGE KIT

Where applicable please note when ordering unit frontage's or carcasses, the style and colour will need to be specified.

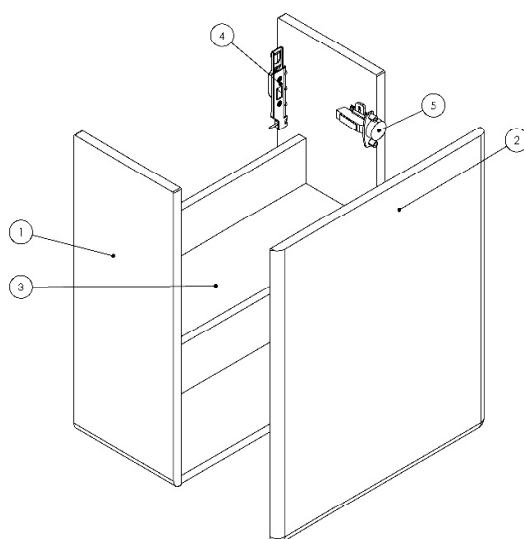
Additional Documentation

Additional Documentation available on our website www.utopiagroup.com.

Every effort has been made to ensure that the information provided on this document is correct at the time of creation. Finally, Utopia Furniture Ltd reserve the right to alter materials and specifications in line with continuing programme of production and service development.

CHIC | CHIC 500 CLOAKROOM UNIT RH - PULL

CHC002/***



Number	Part Code	Part Description
1	CA0783	500MM RH CLOAKROOM WBU – HANDLE CARCASS ONLY
2	DR0358	491 X 598 RH DOOR
3	SH0160	456 X 165 SHELF (16MM MFC)
4	800.FIT.00030	BASE WALL HANGING KIT
5	800.FIT.00109	SHALLOW CUP HINGE KIT

Where applicable please note when ordering unit frontage's or carcasses, the style and colour will need to be specified.

Additional Documentation

Additional Documentation available on our website www.utopiagroup.com.

Every effort has been made to ensure that the information provided on this document is correct at the time of creation. Finally, Utopia Furniture Ltd reserve the right to alter materials and specifications in line with continuing programme of production and service development.

Spares Diagram

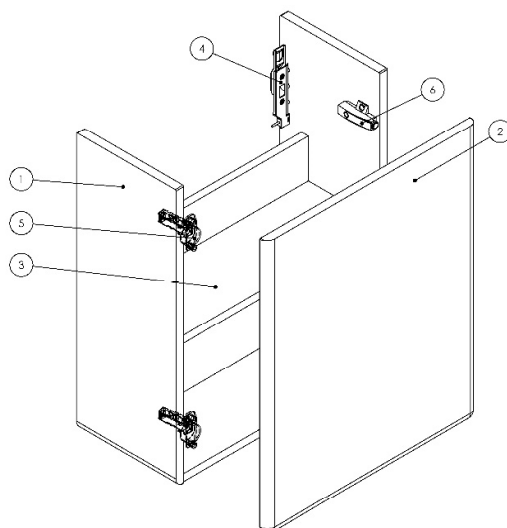


Bathroom Perfection

CHIC | CHIC 500 CLOAKROOM UNIT LH - P2OPEN*

CHC003/***

*Push to Open



Number	Part Code	Part Description
1	CA0784	500 LH CLOAKROOM WBU - PTO CARCASS ONLY
2	DR0349	491 X 598 LH DOOR
3	SH0160	456 X 165 SHELF (16MM MFC)
4	800.FIT.00030	BASE WALL HANGING KIT
5	800.FIT.00109	SHALLOW CUP HINGE KIT
6	800.FIT.00003	TOUCH TO OPEN KIT

Where applicable please note when ordering unit frontage's or carcasses, the style and colour will need to be specified.

Additional Documentation

Additional Documentation available on our website www.utopiagroup.com.

Every effort has been made to ensure that the information provided on this document is correct at the time of creation. Finally, Utopia Furniture Ltd reserve the right to alter materials and specifications in line with continuing programme of production and service development.

Spares Diagram

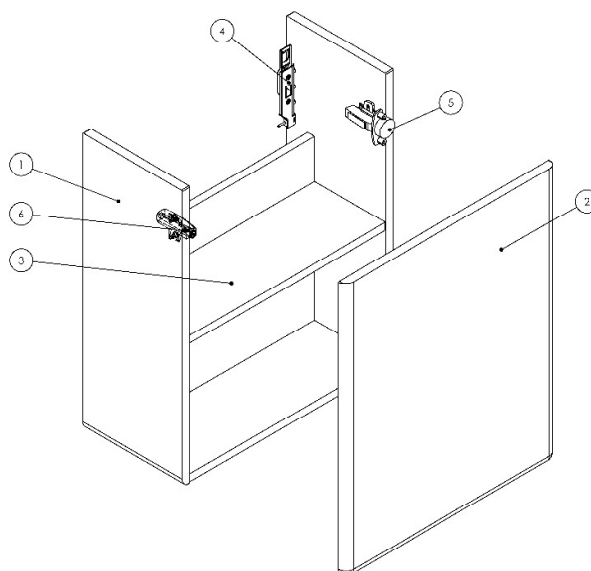


Bathroom Perfection

CHIC | CHIC 500 CLOAKROOM UNIT RH - P2OPEN*

CHC004/***

*Push to Open



Number	Part Code	Part Description
1	CA0785	500MM RH CLOAKROOM WBU – HANDLE CARCASS ONLY
2	DR0358	491 X 598 RH DOOR
3	SH0160	456 X 165 SHELF (16MM MFC)
4	800.FIT.00030	BASE WALL HANGING KIT
5	800.FIT.00109	SHALLOW CUP HINGE KIT
6	800.FIT.00003	TOUCH TO OPEN KIT

Where applicable please note when ordering unit frontage's or carcasses, the style and colour will need to be specified.

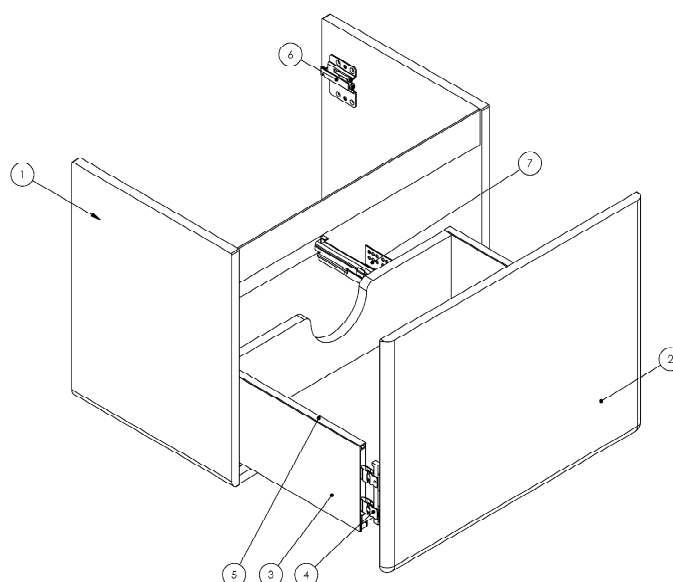
Additional Documentation

Additional Documentation available on our website www.utopiagroup.com.

Every effort has been made to ensure that the information provided on this document is correct at the time of creation. Finally, Utopia Furniture Ltd reserve the right to alter materials and specifications in line with continuing programme of production and service development.

CHIC | CHIC 600 WM SINGLE DRAWER WBU FOR SLABTOP BASIN - PULL

CHC005/***



Number	Part Code	Part Description
1	CA0788	CARCASS 600 SDU
2	DF0173	DRAWER FRONT 600 SDU
3	SUB.DX0103	564 X 350 X 187 DRAWER BOX
4	800.DRB.00076	DRAWER FRONT CONN. 187/251MM KNOCK IN
5	800.DRB.00072	DRAWER DESIGN PROFILE 350MM ANTHRACITE
6	800.FIT.00029	CAB HANGER DOWEL PLATE KIT
7	800.DRB.90001	DRAWER V6 LH & RH RUNNER 350MM 30KG KIT

Where applicable please note when ordering unit frontage's or carcasses, the style and colour will need to be specified.

Additional Documentation

Additional Documentation available on our website www.utopiagroup.com.

Every effort has been made to ensure that the information provided on this document is correct at the time of creation. Finally, Utopia Furniture Ltd reserve the right to alter materials and specifications in line with continuing programme of production and service development.

Spares Diagram

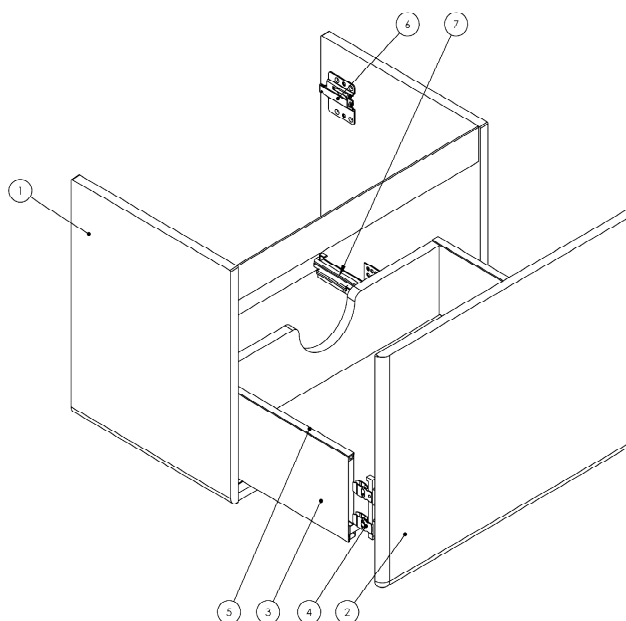


Bathroom Perfection

CHIC | CHIC 600 WM SINGLE DRAWER WBU FOR SLABTOP BASIN - P2OPEN*

CHC006/**

*Push to Open



Number	Part Code	Part Description
1	CA0801	CARCASS 600 PTO SDU
2	DF0173	DRAWER FRONT 600 SDU
3	SUB.DX0103	564 X 350 X 187 DRAWER BOX
4	800.DRB.00076	DRAWER FRONT CONN. 187/251MM KNOCK IN
5	800.DRB.00072	DRAWER DESIGN PROFILE 350MM ANTHRACITE
6	800.FIT.00029	CAB HANGER DOWEL PLATE KIT
7	800.DRB.90001	DRAWER V6 LH & RH RUNNER 350MM 30KG KIT

Where applicable please note when ordering unit frontage's or carcasses, the style and colour will need to be specified.

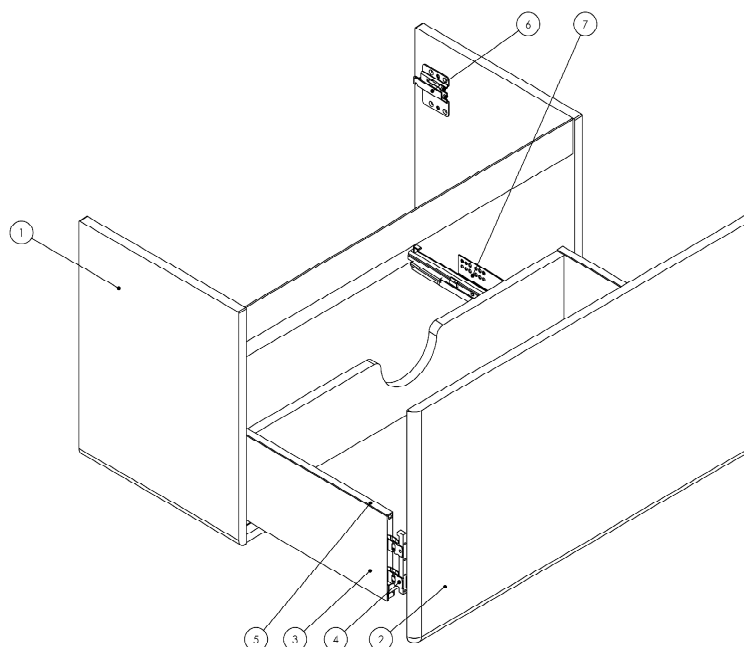
Additional Documentation

Additional Documentation available on our website www.utopiagroup.com.

Every effort has been made to ensure that the information provided on this document is correct at the time of creation. Finally, Utopia Furniture Ltd reserve the right to alter materials and specifications in line with continuing programme of production and service development.

CHIC | CHIC 800 WM SINGLE DRAWER WBU FOR SLABTOP BASIN - PULL

CHC007/***



Number	Part Code	Part Description
1	CA0804	CARCASS 800 SDU
2	DF0164	DRAWER FRONT 800 SDU
3	SUB.DX0105	764 X 350 X 187 DRAWER BOX
4	800.DRB.00076	DRAWER FRONT CONN. 187/251MM KNOCK IN
5	800.DRB.00072	DRAWER DESIGN PROFILE 350MM ANTHRACITE
6	800.FIT.00029	CAB HANGER DOWEL PLATE KIT
7	800.DRB.90001	DRAWER V6 LH & RH RUNNER 350MM 30KG KIT

Where applicable please note when ordering unit frontage's or carcasses, the style and colour will need to be specified.

Additional Documentation

Additional Documentation available on our website www.utopiagroup.com.

Every effort has been made to ensure that the information provided on this document is correct at the time of creation. Finally, Utopia Furniture Ltd reserve the right to alter materials and specifications in line with continuing programme of production and service development.

Spares Diagram

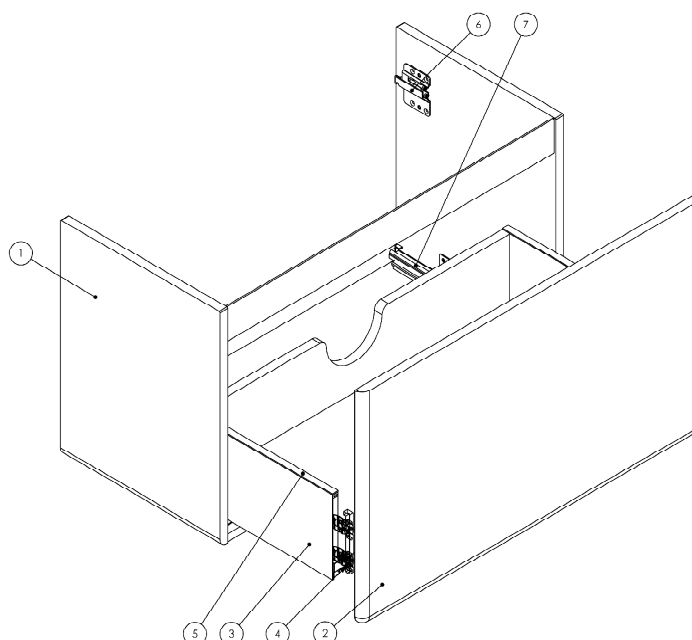


Bathroom Perfection

CHIC | CHIC 800 WM SINGLE DRAWER WBU FOR SLABTOP BASIN - P2OPEN*

CHC008/***

*Push to Open



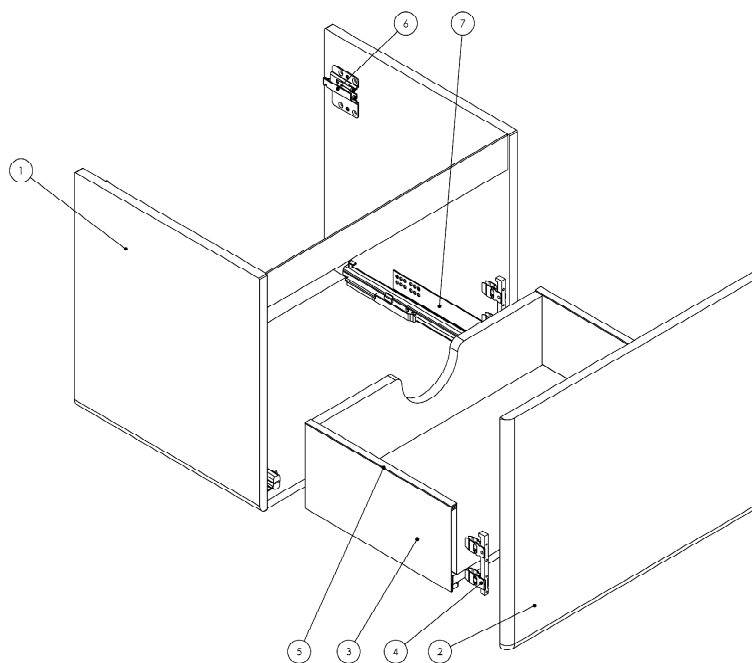
Number	Part Code	Part Description
1	CA0817	CARCASS 800 PTO SDU
2	DF0164	DRAWER FRONT 800 SDU
3	SUB.DX0105	764 X 350 X 187 DRAWER BOX
4	800.DRB.00076	DRAWER FRONT CONN. 187/251MM KNOCK IN
5	800.DRB.00072	DRAWER DESIGN PROFILE 350MM ANTHRACITE
6	800.FIT.00029	CAB HANGER DOWEL PLATE KIT
7	800.DRB.90001	DRAWER V6 LH & RH RUNNER 350MM 30KG KIT

Where applicable please note when ordering unit frontage's or carcasses, the style and colour will need to be specified.

Additional Documentation

Additional Documentation available on our website www.utopiagroup.com.

Every effort has been made to ensure that the information provided on this document is correct at the time of creation. Finally, Utopia Furniture Ltd reserve the right to alter materials and specifications in line with continuing programme of production and service development.

CHIC | CHIC 600 WM SINGLE DRAWER WBU FOR SIT ON BASIN - PULL**CHC009/*****

Number	Part Code	Part Description
1	CA0789	CARCASS 600 SDU WT
2	DF0173	DRAWER FRONT 600 SDU
3	SUB.DX0103	564 X 350 X 187 DRAWER BOX
4	800.DRB.00076	DRAWER FRONT CONN. 187/251MM KNOCK IN
5	800.DRB.00072	DRAWER DESIGN PROFILE 350MM ANTHRACITE
6	800.FIT.00029	CAB HANGER DOWEL PLATE KIT
7	800.DRB.90001	DRAWER V6 LH & RH RUNNER 350MM 30KG KIT

Where applicable please note when ordering unit frontage's or carcasses, the style and colour will need to be specified.

Additional Documentation

Additional Documentation available on our website www.utopiagroup.com.

Every effort has been made to ensure that the information provided on this document is correct at the time of creation. Finally, Utopia Furniture Ltd reserve the right to alter materials and specifications in line with continuing programme of production and service development.

Spares Diagram

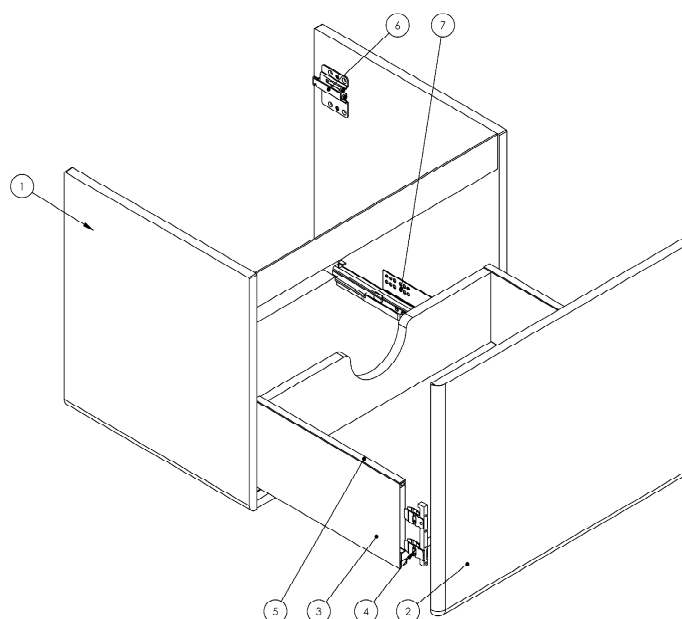


Bathroom Perfection

CHIC | CHIC 600 WM SINGLE DRAWER WBU FOR SIT ON BASIN - P2OPEN*

CHC010/***

*Push to Open



Number	Part Code	Part Description
1	CA0800	CARCASS 600 PTO SDU WT
2	DF0173	DRAWER FRONT 600 SDU
3	SUB.DX0103	564 X 350 X 187 DRAWER BOX
4	800.DRB.00076	DRAWER FRONT CONN. 187/251MM KNOCK IN
5	800.DRB.00072	DRAWER DESIGN PROFILE 350MM ANTHRACITE
6	800.FIT.00029	CAB HANGER DOWEL PLATE KIT
7	800.DRB.90001	DRAWER V6 LH & RH RUNNER 350MM 30KG KIT

Where applicable please note when ordering unit frontage's or carcasses, the style and colour will need to be specified.

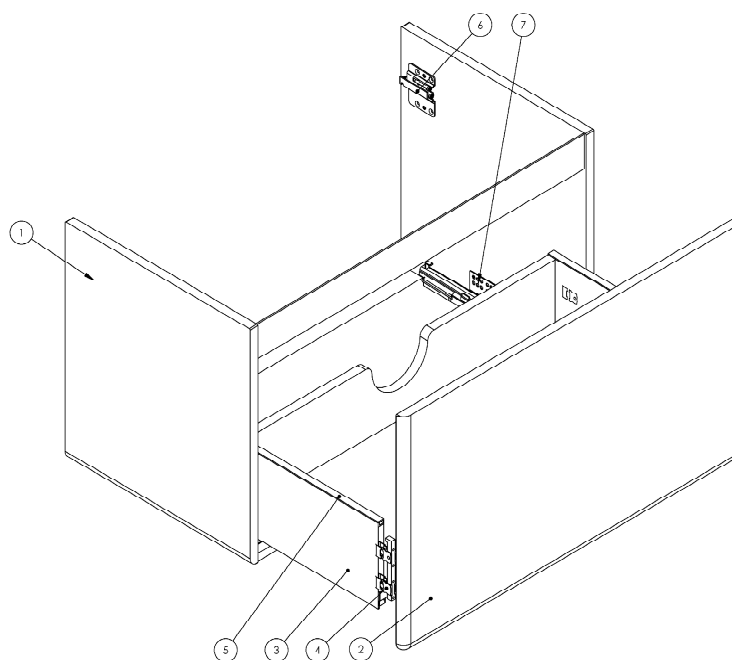
Additional Documentation

Additional Documentation available on our website www.utopiagroup.com.

Every effort has been made to ensure that the information provided on this document is correct at the time of creation. Finally, Utopia Furniture Ltd reserve the right to alter materials and specifications in line with continuing programme of production and service development.

CHIC | CHIC 800 WM SINGLE DRAWER WBU FOR SIT ON BASIN - PULL

CHC011/***



Number	Part Code	Part Description
1	CA0805	CARCASS 800 SDU WT
2	DF0164	DRAWER FRONT 800 SDU
3	SUB.DX0105	764 X 350 X 187 DRAWER BOX
4	800.DRB.00076	DRAWER FRONT CONN. 187/251MM KNOCK IN
5	800.DRB.00072	DRAWER DESIGN PROFILE 350MM ANTHRACITE
6	800.FIT.00029	CAB HANGER DOWEL PLATE KIT
7	800.DRB.90001	DRAWER V6 LH & RH RUNNER 350MM 30KG KIT

Where applicable please note when ordering unit frontage's or carcasses, the style and colour will need to be specified.

Additional Documentation

Additional Documentation available on our website www.utopiagroup.com.

Every effort has been made to ensure that the information provided on this document is correct at the time of creation. Finally, Utopia Furniture Ltd reserve the right to alter materials and specifications in line with continuing programme of production and service development.

Spares Diagram

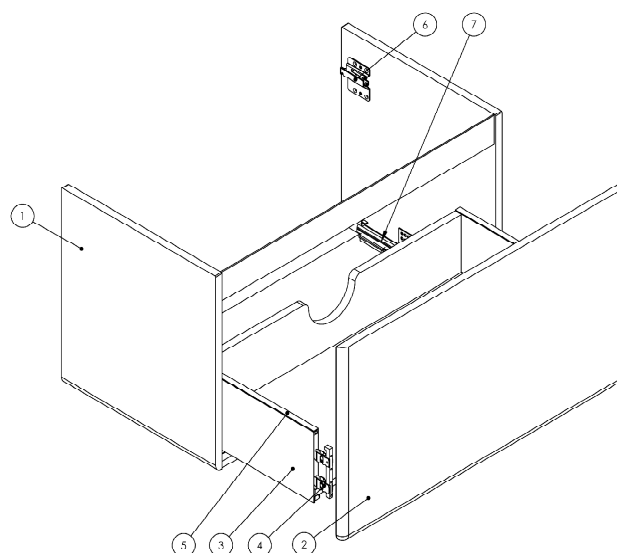


Bathroom Perfection

CHIC | CHIC 800 WM SINGLE DRAWER WBU FOR SIT ON BASIN - P2OPEN*

CHC012/**

*Push to Open



Number	Part Code	Part Description
1	CA0816	CARCASS 800 PTO SDU WT
2	DF0164	DRAWER FRONT 800 SDU
3	SUB.DX0105	764 X 350 X 187 DRAWER BOX
4	800.DRB.00076	DRAWER FRONT CONN. 187/251MM KNOCK IN
5	800.DRB.00072	DRAWER DESIGN PROFILE 350MM ANTHRACITE
6	800.FIT.00029	CAB HANGER DOWEL PLATE KIT
7	800.DRB.90001	DRAWER V6 LH & RH RUNNER 350MM 30KG KIT

Where applicable please note when ordering unit frontage's or carcasses, the style and colour will need to be specified.

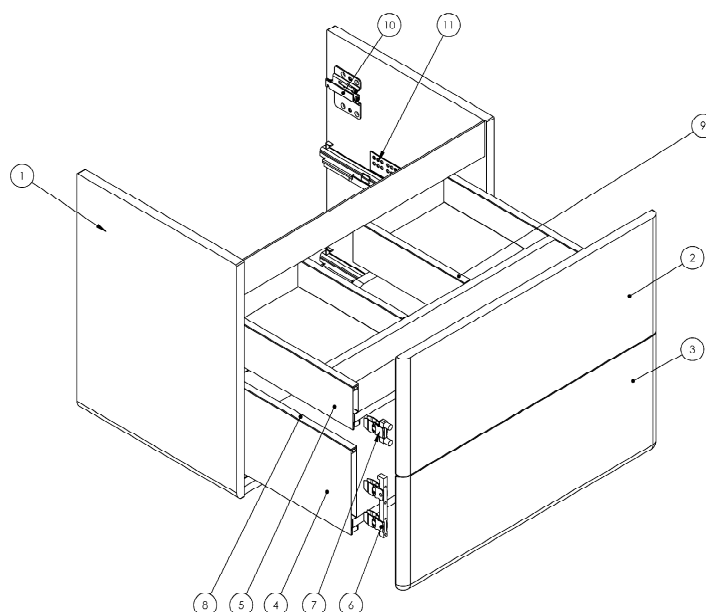
Additional Documentation

Additional Documentation available on our website www.utopiagroup.com.

Every effort has been made to ensure that the information provided on this document is correct at the time of creation. Finally, Utopia Furniture Ltd reserve the right to alter materials and specifications in line with continuing programme of production and service development.

CHIC | CHIC 600 WM DBL DRAWER WBU FOR SLABTOP BASIN - PULL

CHC013/**



Number	Part Code	Part Description
1	CA0787	600 DDU
2	DF0167	DRAWER FRONT TOP 599 X 237
3	DF0168	DRAWER FRONT BTM 599 X 237
4	SUB.DX0103	564 X 350 X 187 DRAWER BOX
5	SUB.DX0174	564 X 350 X 90 DRAWER BOX WITH CUT OUT
6	800.DRB.00076	DRAWER FRONT CONN. 187/251MM KNOCK IN
7	800.DRB.00073	DRAWER FRONT CONN. 139MM KNOCK IN
8	800.DRB.00072	DRAWER DESIGN PROFILE 350MM ANTHRACITE
9	800.DRB.00071	DRAWER DESIGN PROFILE 270MM ANTHRACITE
10	800.FIT.00029	CAB HANGER DOWEL PLATE KIT
11	800.DRB.90001	DRAWER V6 LH & RH RUNNER 350MM 30KG KIT

Where applicable please note when ordering unit frontage's or carcasses, the style and colour will need to be specified.

Additional Documentation

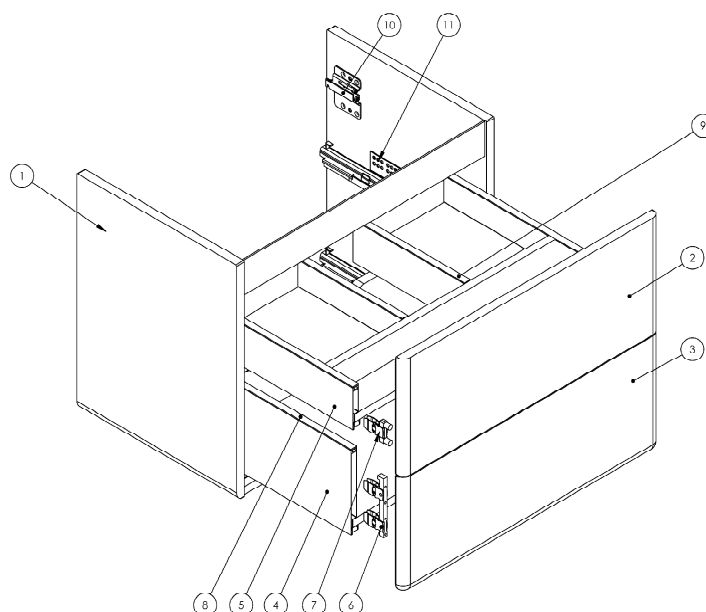
Additional Documentation available on our website www.utopiagroup.com.

Every effort has been made to ensure that the information provided on this document is correct at the time of creation. Finally, Utopia Furniture Ltd reserve the right to alter materials and specifications in line with continuing programme of production and service development.

CHIC | CHIC 600 WM DBL DRAWER WBU FOR SLABTOP BASIN - P2OPEN*

CHC014/***

*Push to Open



Number	Part Code	Part Description
1	CA0795	600 PTO DDU
2	DF0167	DRAWER FRONT TOP 599 X 237
3	DF0168	DRAWER FRONT BTM 599 X 237
4	SUB.DX0103	564 X 350 X 187 DRAWER BOX
5	SUB.DX0174	564 X 350 X 90 DRAWER BOX WITH CUT OUT
6	800.DRB.00076	DRAWER FRONT CONN. 187/251MM KNOCK IN
7	800.DRB.00073	DRAWER FRONT CONN. 139MM KNOCK IN
8	800.DRB.00072	DRAWER DESIGN PROFILE 350MM ANTHRACITE
9	800.DRB.00071	DRAWER DESIGN PROFILE 270MM ANTHRACITE
10	800.FIT.00029	CAB HANGER DOWEL PLATE KIT
11	800.DRB.90001	DRAWER V6 LH & RH RUNNER 350MM 30KG KIT

Where applicable please note when ordering unit frontage's or carcasses, the style and colour will need to be specified.

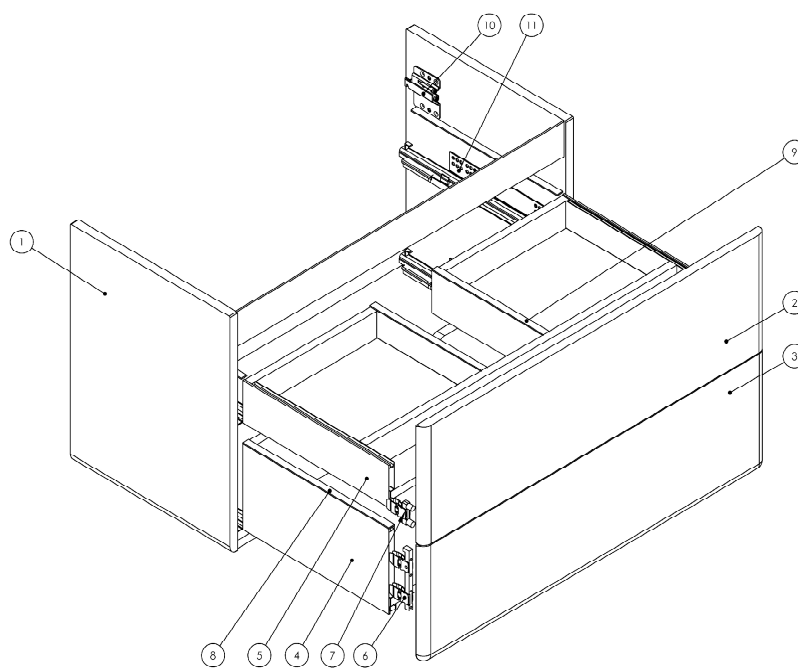
Additional Documentation

Additional Documentation available on our website www.utopiagroup.com.

Every effort has been made to ensure that the information provided on this document is correct at the time of creation. Finally, Utopia Furniture Ltd reserve the right to alter materials and specifications in line with continuing programme of production and service development.

CHIC | CHIC 800 WM DBL DRAWER WBU FOR SLABTOP BASIN - PULL

CHC015/**



Number	Part Code	Part Description
1	CA0795	800 DDU
2	DF0174	DRAWER FRONT TOP 799 X 237
3	DF0175	DRAWER FRONT BTM 799 X 237
4	SUB.DX0105	764 X 350 X 187 DRAWER BOX
5	SUB.DX0175	764 X 350 X 90 DRAWER BOX WITH CUT OUT
6	800.DRB.00076	DRAWER FRONT CONN. 187/251MM KNOCK IN
7	800.DRB.00073	DRAWER FRONT CONN. 139MM KNOCK IN
8	800.DRB.00072	DRAWER DESIGN PROFILE 350MM ANTHRACITE
9	800.DRB.00071	DRAWER DESIGN PROFILE 270MM ANTHRACITE
10	800.FIT.00029	CAB HANGER DOWEL PLATE KIT
11	800.DRB.90001	DRAWER V6 LH & RH RUNNER 350MM 30KG KIT

Where applicable please note when ordering unit frontage's or carcasses, the style and colour will need to be specified.

Additional Documentation

Additional Documentation available on our website www.utopiagroup.com.

Every effort has been made to ensure that the information provided on this document is correct at the time of creation. Finally, Utopia Furniture Ltd reserve the right to alter materials and specifications in line with continuing programme of production and service development.

Spares Diagram

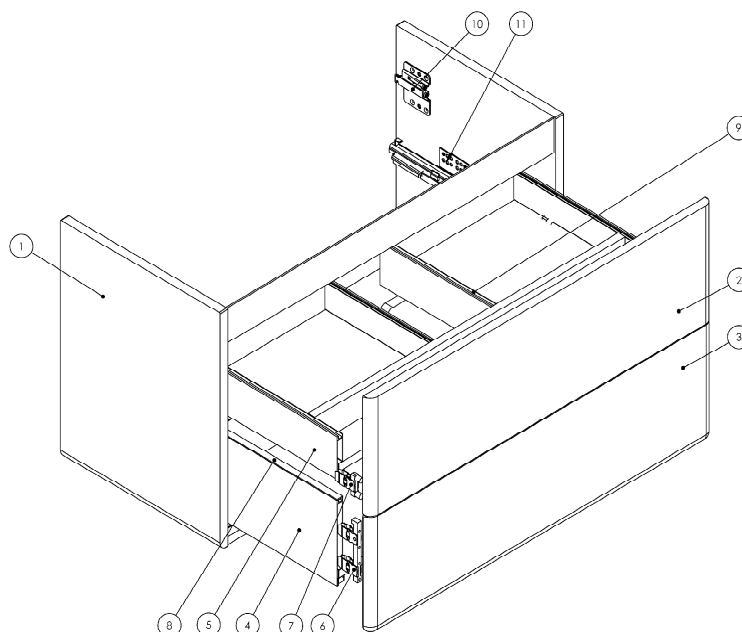


Bathroom Perfection

CHIC | CHIC 800 WM DBL DRAWER WBU FOR SLABTOP BASIN - P2OPEN*

CHC016/**

*Push to Open



Number	Part Code	Part Description
1	CA0795	800 PTO DDU
2	DF0174	DRAWER FRONT TOP 799 X 237
3	DF0175	DRAWER FRONT BTM 799 X 237
4	SUB.DX0105	764 X 350 X 187 DRAWER BOX
5	SUB.DX0175	764 X 350 X 90 DRAWER BOX WITH CUT OUT
6	800.DRB.00076	DRAWER FRONT CONN. 187/251MM KNOCK IN
7	800.DRB.00073	DRAWER FRONT CONN. 139MM KNOCK IN
8	800.DRB.00072	DRAWER DESIGN PROFILE 350MM ANTHRACITE
9	800.DRB.00071	DRAWER DESIGN PROFILE 270MM ANTHRACITE
10	800.FIT.00029	CAB HANGER DOWEL PLATE KIT
11	800.DRB.90001	DRAWER V6 LH & RH RUNNER 350MM 30KG KIT

Where applicable please note when ordering unit frontage's or carcasses, the style and colour will need to be specified.

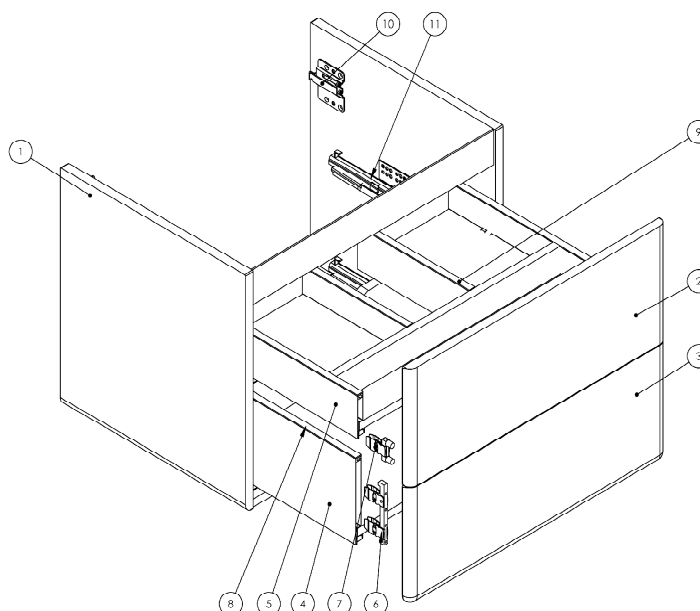
Additional Documentation

Additional Documentation available on our website www.utopiagroup.com.

Every effort has been made to ensure that the information provided on this document is correct at the time of creation. Finally, Utopia Furniture Ltd reserve the right to alter materials and specifications in line with continuing programme of production and service development.

CHIC | CHIC 600 WM DBL DRAWER WBU FOR SIT ON BASIN - PULL

CHC017/***



Number	Part Code	Part Description
1	CA0786	600 DDU WT
2	DF0167	DRAWER FRONT TOP 599 X 237
3	DF0168	DRAWER FRONT BTM 599 X 237
4	SUB.DX0103	564 X 350 X 187 DRAWER BOX
5	SUB.DX0174	564 X 350 X 90 DRAWER BOX WITH CUT OUT
6	800.DRB.00076	DRAWER FRONT CONN. 187/251MM KNOCK IN
7	800.DRB.00073	DRAWER FRONT CONN. 139MM KNOCK IN
8	800.DRB.00072	DRAWER DESIGN PROFILE 350MM ANTHRACITE
9	800.DRB.00071	DRAWER DESIGN PROFILE 270MM ANTHRACITE
10	800.FIT.00029	CAB HANGER DOWEL PLATE KIT
11	800.DRB.90001	DRAWER V6 LH & RH RUNNER 350MM 30KG KIT

Where applicable please note when ordering unit frontage's or carcasses, the style and colour will need to be specified.

Additional Documentation

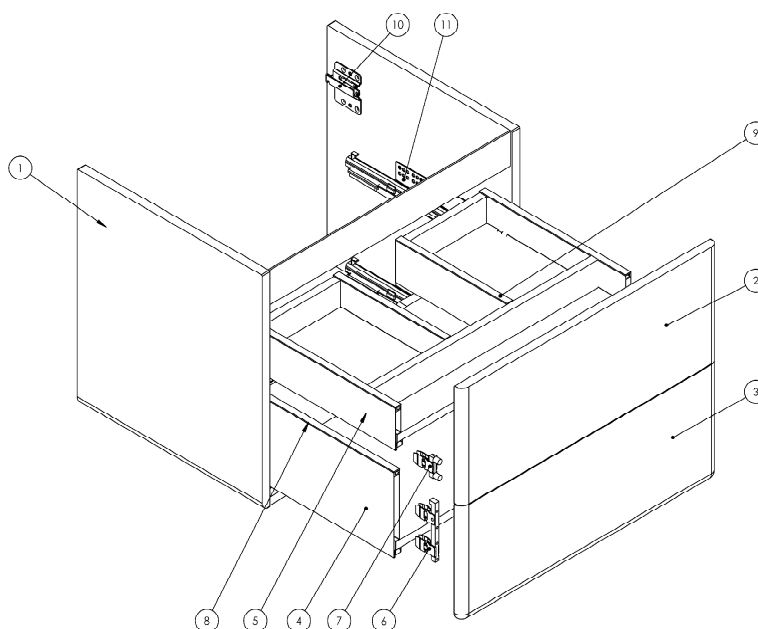
Additional Documentation available on our website www.utopiagroup.com.

Every effort has been made to ensure that the information provided on this document is correct at the time of creation. Finally, Utopia Furniture Ltd reserve the right to alter materials and specifications in line with continuing programme of production and service development.

CHIC | CHIC 600 WM DBL DRAWER WBU FOR SIT ON BASIN - P2OPEN*

CHC018/**

*Push to Open



Number	Part Code	Part Description
1	CA0794	600 PTO DDU WT
2	DF0167	DRAWER FRONT TOP 599 X 237
3	DF0168	DRAWER FRONT BTM 599 X 237
4	SUB.DX0103	564 X 350 X 187 DRAWER BOX
5	SUB.DX0174	564 X 350 X 90 DRAWER BOX WITH CUT OUT
6	800.DRB.00076	DRAWER FRONT CONN. 187/251MM KNOCK IN
7	800.DRB.00073	DRAWER FRONT CONN. 139MM KNOCK IN
8	800.DRB.00072	DRAWER DESIGN PROFILE 350MM ANTHRACITE
9	800.DRB.00071	DRAWER DESIGN PROFILE 270MM ANTHRACITE
10	800.FIT.00029	CAB HANGER DOWEL PLATE KIT
11	800.DRB.90001	DRAWER V6 LH & RH RUNNER 350MM 30KG KIT

Where applicable please note when ordering unit frontage's or carcasses, the style and colour will need to be specified.

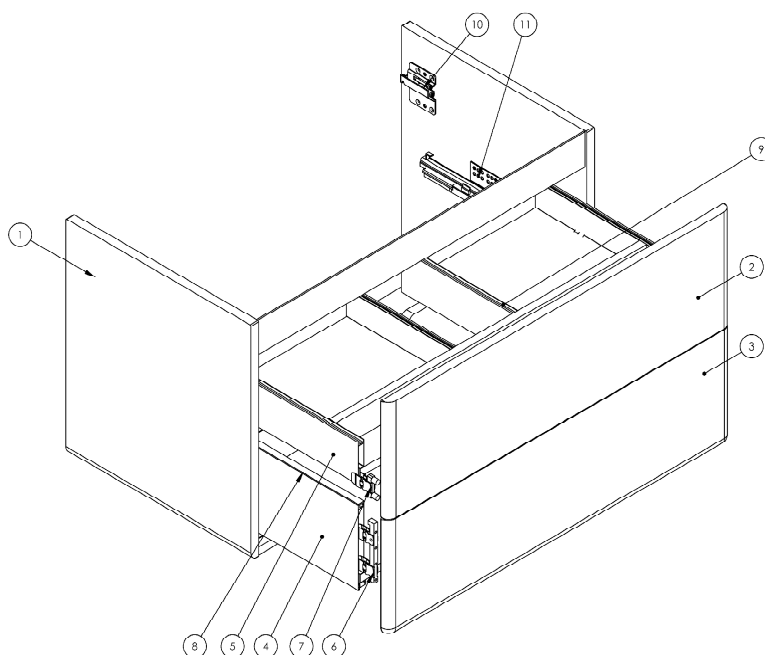
Additional Documentation

Additional Documentation available on our website www.utopiagroup.com.

Every effort has been made to ensure that the information provided on this document is correct at the time of creation. Finally, Utopia Furniture Ltd reserve the right to alter materials and specifications in line with continuing programme of production and service development.

CHIC | CHIC 800 WM DBL DRAWER WBU FOR SIT ON BASIN - PULL

CHC019/**



Number	Part Code	Part Description
1	CA0802	800 DDU WT
2	DF0174	DRAWER FRONT TOP 799 X 237
3	DF0175	DRAWER FRONT BTM 799 X 237
4	SUB.DX0105	764 X 350 X 187 DRAWER BOX
5	SUB.DX0175	764 X 350 X 90 DRAWER BOX WITH CUT OUT
6	800.DRB.00076	DRAWER FRONT CONN. 187/251MM KNOCK IN
7	800.DRB.00073	DRAWER FRONT CONN. 139MM KNOCK IN
8	800.DRB.00072	DRAWER DESIGN PROFILE 350MM ANTHRACITE
9	800.DRB.00071	DRAWER DESIGN PROFILE 270MM ANTHRACITE
10	800.FIT.00029	CAB HANGER DOWEL PLATE KIT
11	800.DRB.90001	DRAWER V6 LH & RH RUNNER 350MM 30KG KIT

Where applicable please note when ordering unit frontage's or carcasses, the style and colour will need to be specified.

Additional Documentation

Additional Documentation available on our website www.utopiagroup.com.

Every effort has been made to ensure that the information provided on this document is correct at the time of creation. Finally, Utopia Furniture Ltd reserve the right to alter materials and specifications in line with continuing programme of production and service development.

Spares Diagram

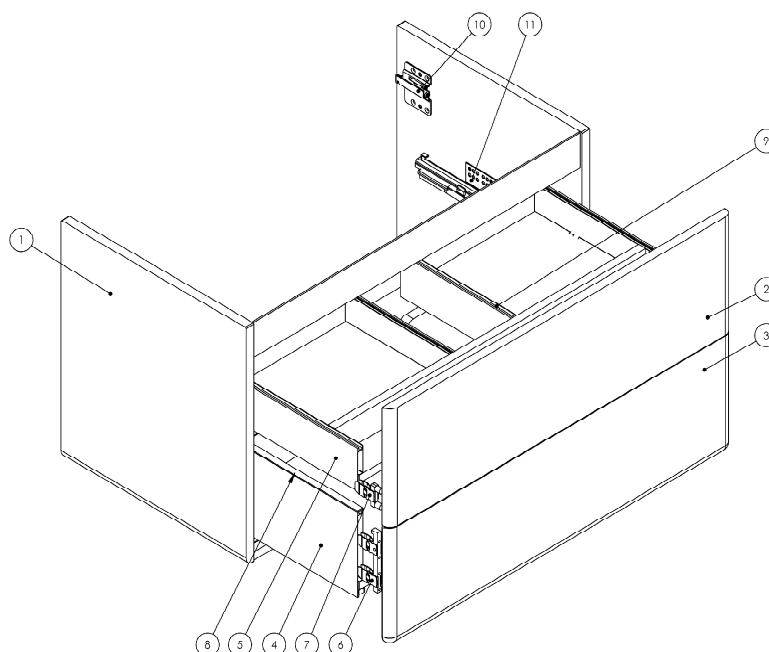


Bathroom Perfection

CHIC | CHIC 800 WM DBL DRAWER WBU FOR SIT ON BASIN - P2OPEN*

CHC020/***

*Push to Open



Number	Part Code	Part Description
1	CA0810	800 PTO DDU WT
2	DF0174	DRAWER FRONT TOP 799 X 237
3	DF0175	DRAWER FRONT BTM 799 X 237
4	SUB.DX0105	764 X 350 X 187 DRAWER BOX
5	SUB.DX0175	764 X 350 X 90 DRAWER BOX WITH CUT OUT
6	800.DRB.00076	DRAWER FRONT CONN. 187/251MM KNOCK IN
7	800.DRB.00073	DRAWER FRONT CONN. 139MM KNOCK IN
8	800.DRB.00072	DRAWER DESIGN PROFILE 350MM ANTHRACITE
9	800.DRB.00071	DRAWER DESIGN PROFILE 270MM ANTHRACITE
10	800.FIT.00029	CAB HANGER DOWEL PLATE KIT
11	800.DRB.90001	DRAWER V6 LH & RH RUNNER 350MM 30KG KIT

Where applicable please note when ordering unit frontage's or carcasses, the style and colour will need to be specified.

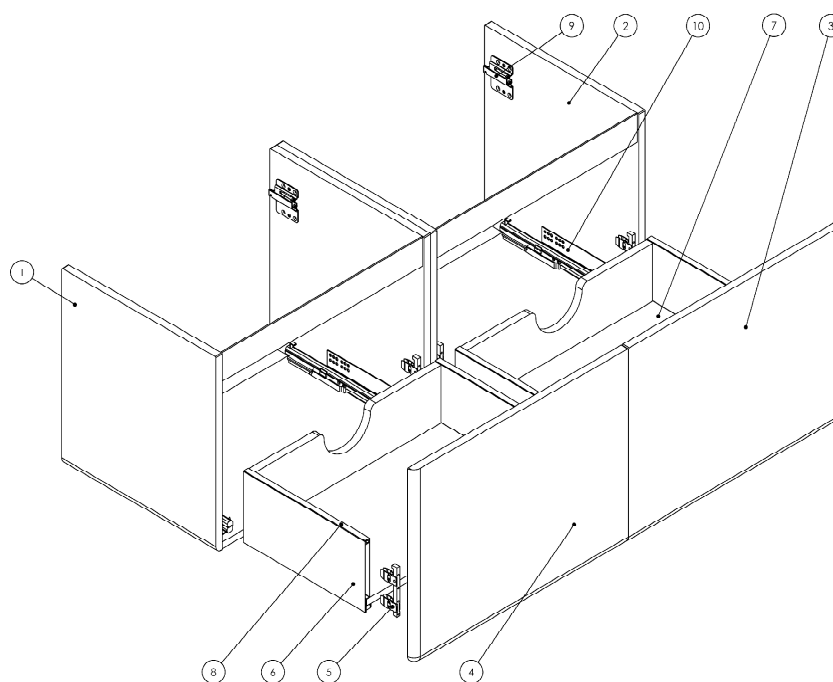
Additional Documentation

Additional Documentation available on our website www.utopiagroup.com.

Every effort has been made to ensure that the information provided on this document is correct at the time of creation. Finally, Utopia Furniture Ltd reserve the right to alter materials and specifications in line with continuing programme of production and service development.

CHIC | CHIC 1200 WM TWIN SINGLE DRAWER WBU FOR SIT ON BASIN - PULL

CHC021/***



Number	Part Code	Part Description
1	CA0792	CARCASS 600 SDU LH WT
2	CA0793	CARCASS 600 SDU RH WT
3	DF0180	DRAWER FRONT 600 PTO SDU LH
4	DF0181	DRAWER FRONT 600 PTO SDU RH
5	800.DRB.00076	DRAWER FRONT CONN. 187/251MM KNOCK IN
6	SUB.DX0103	564 X 350 X 187 DRAWER BOX
7	SUB.DX0103	564 X 350 X 187 DRAWER BOX
8	800.DRB.00072	DRAWER DESIGN PROFILE 350MM ANTHRACITE
9	800.FIT.00029	CAB HANGER DOWEL PLATE KIT
10	800.DRB.90001	DRAWER V6 LH & RH RUNNER 350MM 30KG KIT

Where applicable please note when ordering unit frontage's or carcasses, the style and colour will need to be specified.

Additional Documentation

Additional Documentation available on our website www.utopiagroup.com.

Every effort has been made to ensure that the information provided on this document is correct at the time of creation. Finally, Utopia Furniture Ltd reserve the right to alter materials and specifications in line with continuing programme of production and service development.

Spares Diagram

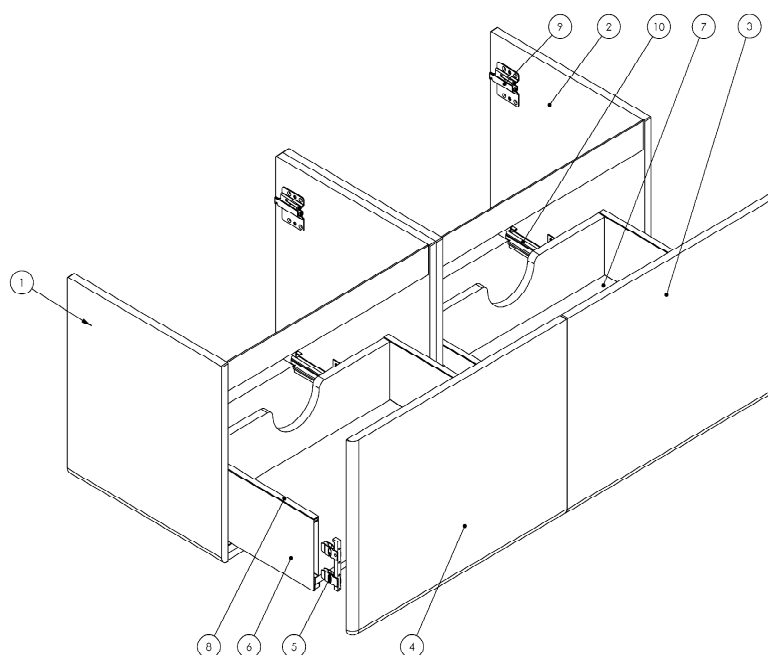


Bathroom Perfection

CHIC | CHIC 1200 WM TWIN SINGLE DRAWER WBU FOR SIT ON BAS - P2OPEN*

CHC022/***

*Push to Open



Number	Part Code	Part Description
1	CA0798	CARCASS 600 SDU LH WT
2	CA0799	CARCASS 600 SDU RH WT
3	DF0180	DRAWER FRONT 600 PTO SDU LH
4	DF0181	DRAWER FRONT 600 PTO SDU RH
5	800.DRB.00076	DRAWER FRONT CONN. 187/251MM KNOCK IN
6	SUB.DX0103	564 X 350 X 187 DRAWER BOX
7	SUB.DX0103	564 X 350 X 187 DRAWER BOX
8	800.DRB.00072	DRAWER DESIGN PROFILE 350MM ANTHRACITE
9	800.FIT.00029	CAB HANGER DOWEL PLATE KIT
10	800.DRB.90001	DRAWER V6 LH & RH RUNNER 350MM 30KG KIT

Where applicable please note when ordering unit frontage's or carcasses, the style and colour will need to be specified.

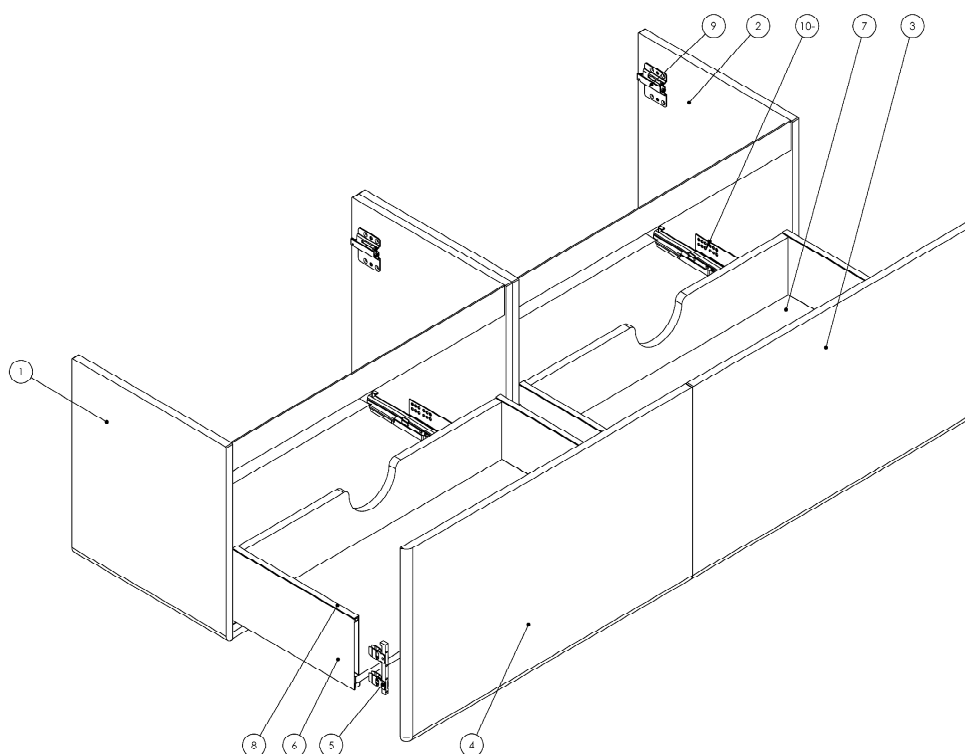
Additional Documentation

Additional Documentation available on our website www.utopiagroup.com.

Every effort has been made to ensure that the information provided on this document is correct at the time of creation. Finally, Utopia Furniture Ltd reserve the right to alter materials and specifications in line with continuing programme of production and service development.

CHIC | CHIC 1600 WM TWIN SINGLE DRAWER WBU FOR SIT ON BASIN - PULL

CHC023/***



Number	Part Code	Part Description
1	CA0808	CARCASS 800 SDU LH WT
2	CA0809	CARCASS 800 SDU RH WT
3	DF0165	DRAWER FRONT 800 PTO SDU LH
4	DF0166	DRAWER FRONT 800 PTO SDU RH
5	800.DRB.00076	DRAWER FRONT CONN. 187/251MM KNOCK IN
6	SUB.DX0105	764 X 350 X 187 DRAWER BOX
7	SUB.DX0105	764 X 350 X 187 DRAWER BOX
8	800.DRB.00072	DRAWER DESIGN PROFILE 350MM ANTHRACITE
9	800.FIT.00029	CAB HANGER DOWEL PLATE KIT
10	800.DRB.90001	DRAWER V6 LH & RH RUNNER 350MM 30KG KIT

Where applicable please note when ordering unit frontage's or carcasses, the style and colour will need to be specified.

Additional Documentation

Additional Documentation available on our website www.utopiagroup.com.

Every effort has been made to ensure that the information provided on this document is correct at the time of creation. Finally, Utopia Furniture Ltd reserve the right to alter materials and specifications in line with continuing programme of production and service development.

Spares Diagram

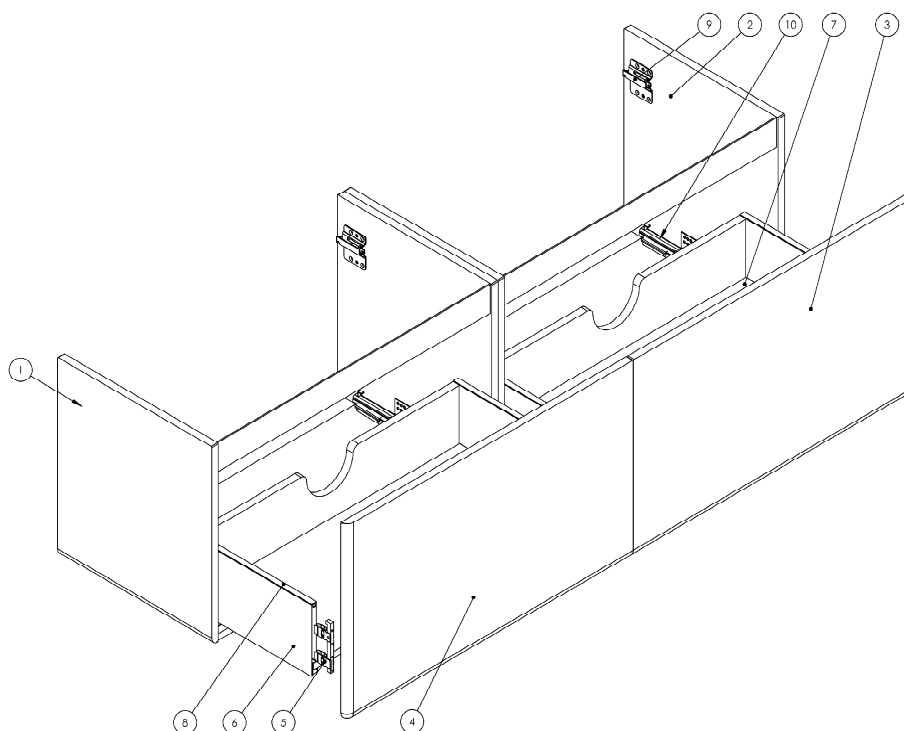


Bathroom Perfection

CHIC | CHIC 1600 WM TWIN SINGLE DRAWER WBU FOR SIT ON BASIN - P2OPEN*

CHC024/**

*Push to Open



Number	Part Code	Part Description
1	CA0814	CARCASS 800 SDU LH WT
2	CA0815	CARCASS 800 SDU RH WT
3	DF0165	DRAWER FRONT 800 PTO SDU LH
4	DF0166	DRAWER FRONT 800 PTO SDU RH
5	800.DRB.00076	DRAWER FRONT CONN. 187/251MM KNOCK IN
6	SUB.DX0105	764 X 350 X 187 DRAWER BOX
7	SUB.DX0105	764 X 350 X 187 DRAWER BOX
8	800.DRB.00072	DRAWER DESIGN PROFILE 350MM ANTHRACITE
9	800.FIT.00029	CAB HANGER DOWEL PLATE KIT
10	800.DRB.90001	DRAWER V6 LH & RH RUNNER 350MM 30KG KIT

Where applicable please note when ordering unit frontage's or carcasses, the style and colour will need to be specified.

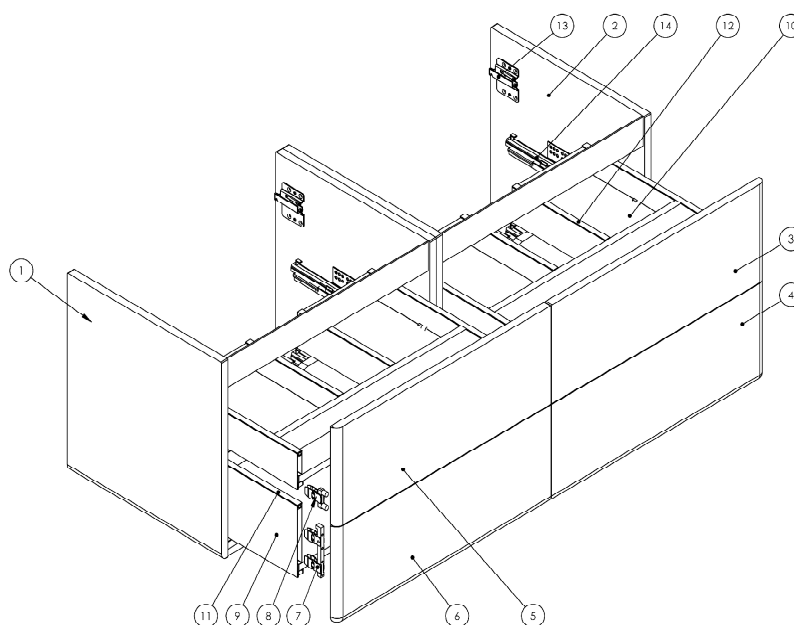
Additional Documentation

Additional Documentation available on our website www.utopiagroup.com.

Every effort has been made to ensure that the information provided on this document is correct at the time of creation. Finally, Utopia Furniture Ltd reserve the right to alter materials and specifications in line with continuing programme of production and service development.

CHIC | CHIC 1200 WM TWIN DBL DRAWER WBU FOR SIT ON BASIN - PULL

CHC025/***



Number	Part Code	Part Description
1	CA0792	CARCASS 600 SDU LH WT
2	CA0793	CARCASS 600 SDU RH WT
3	DF0171	DRAWER FASCIA 600 DDU PTO TOP RH
4	DF0172	599 X 237 BTM RH DRAWER FRONT
5	DF0169	DRAWER FASCIA 600 DDU PTO TOP LH
6	DF0170	DRAWER FASCIA 600 DDU PTO BTM LH
7	800.DRB.00076	DRAWER FRONT CONN. 187/251MM KNOCK IN
8	800.DRB.00073	DRAWER FRONT CONN. 139MM KNOCK IN
9	SUB.DX0103	564 X 350 X 187 DRAWER BOX
10	SUB.DX0174	564 X 350 X 90 DRAWER BOX WITH CUT OUT
11	800.DRB.00072	DRAWER DESIGN PROFILE 350MM ANTHRACITE
12	800.DRB.00071	DRAWER DESIGN PROFILE 270MM ANTHRACITE
13	800.FIT.00029	CAB HANGER DOWEL PLATE KIT
14	800.DRB.90001	DRAWER V6 LH & RH RUNNER 350MM 30KG KIT

Where applicable please note when ordering unit frontage's or carcasses, the style and colour will need to be specified.

Additional Documentation

Additional Documentation available on our website www.utopiagroup.com.

Every effort has been made to ensure that the information provided on this document is correct at the time of creation. Finally, Utopia Furniture Ltd reserve the right to alter materials and specifications in line with continuing programme of production and service development.

Spares Diagram

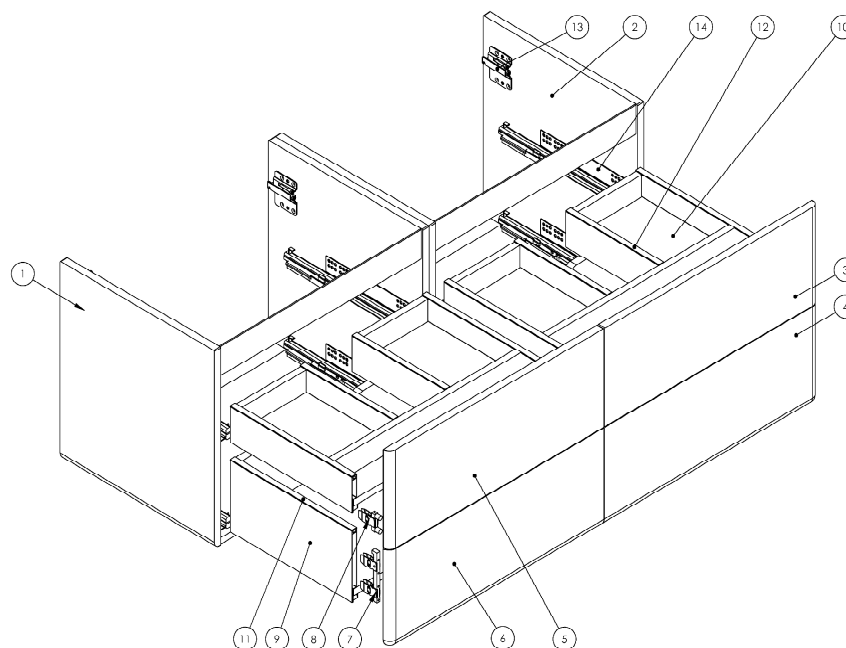


Bathroom Perfection

CHIC | CHIC 1200 WM TWIN DBL DRAWER WBU FOR SIT ON BASIN - P2OPEN*

CHC026/***

*Push to Open



Number	Part Code	Part Description
1	CA0796	600 PTO LH DDU WT
2	CA0797	600 PTO RH DDU WT
3	DF0171	DRAWER FASCIA 600 DDU PTO TOP RH
4	DF0172	599 X 237 BTM RH DRAWER FRONT
5	DF0169	DRAWER FASCIA 600 DDU PTO TOP LH
6	DF0170	DRAWER FASCIA 600 DDU PTO BTM LH
7	800.DRB.00076	DRAWER FRONT CONN. 187/251MM KNOCK IN
8	800.DRB.00073	DRAWER FRONT CONN. 139MM KNOCK IN
9	SUB.DX0103	564 X 350 X 187 DRAWER BOX
10	SUB.DX0174	564 X 350 X 90 DRAWER BOX WITH CUT OUT
11	800.DRB.00072	DRAWER DESIGN PROFILE 350MM ANTHRACITE
12	800.DRB.00071	DRAWER DESIGN PROFILE 270MM ANTHRACITE
13	800.FIT.00029	CAB HANGER DOWEL PLATE KIT
14	800.DRB.90001	DRAWER V6 LH & RH RUNNER 350MM 30KG KIT

Where applicable please note when ordering unit frontage's or carcasses, the style and colour will need to be specified.

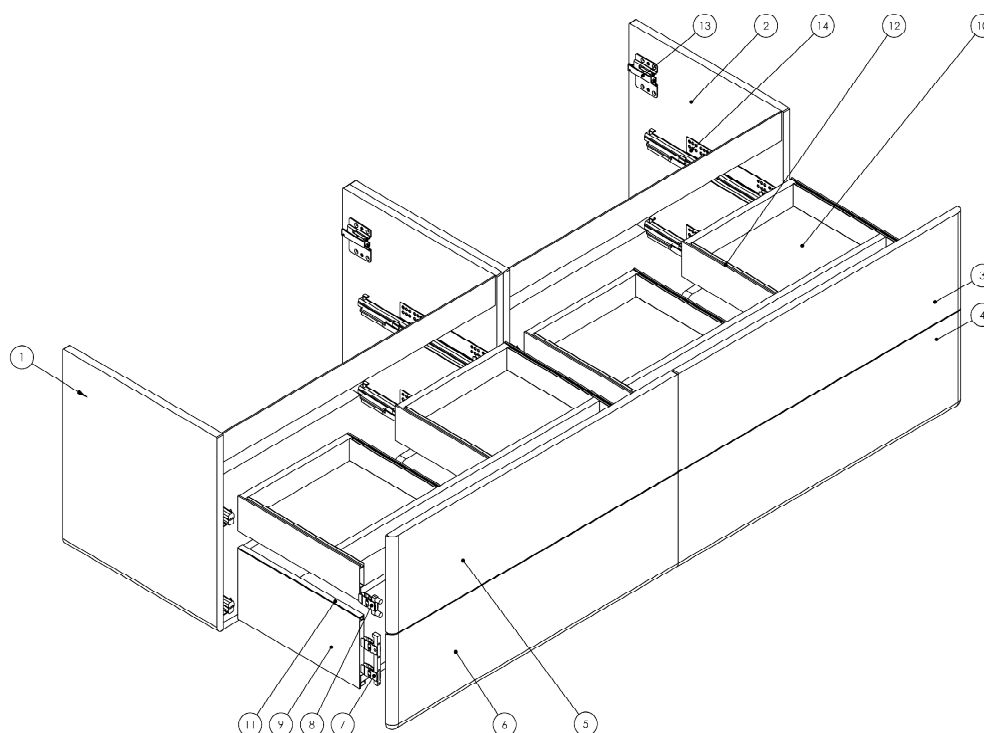
Additional Documentation

Additional Documentation available on our website www.utopiagroup.com.

Every effort has been made to ensure that the information provided on this document is correct at the time of creation. Finally, Utopia Furniture Ltd reserve the right to alter materials and specifications in line with continuing programme of production and service development.

CHIC | CHIC 1600 WM TWIN DBL DRAWER WBU FOR SIT ON BASIN - PULL

CHC027/**



Number	Part Code	Part Description
1	CA0806	CARCASS 800 SDU LH WT
2	CA0807	CARCASS 800 SDU RH WT
3	DF0178	DRAWER FASCIA 800 DDU TOP RH
4	DF0179	799 X 237 BTM RH DRAWER FRONT
5	DF0176	DRAWER FASCIA 800 DDU PTO TOP LH
6	DF0177	DRAWER FASCIA 800 DDU PTO BTM LH
7	800.DRB.00076	DRAWER FRONT CONN. 187/251MM KNOCK IN
8	800.DRB.00073	DRAWER FRONT CONN. 139MM KNOCK IN
9	SUB.DX0105	764 X 350 X 187 DRAWER BOX
10	SUB.DX0175	764 X 350 X 90 DRAWER BOX WITH CUT OUT
11	800.DRB.00072	DRAWER DESIGN PROFILE 350MM ANTHRACITE
12	800.DRB.00071	DRAWER DESIGN PROFILE 270MM ANTHRACITE
13	800.FIT.00029	CAB HANGER DOWEL PLATE KIT
14	800.DRB.90001	DRAWER V6 LH & RH RUNNER 350MM 30KG KIT

Where applicable please note when ordering unit frontage's or carcasses, the style and colour will need to be specified.

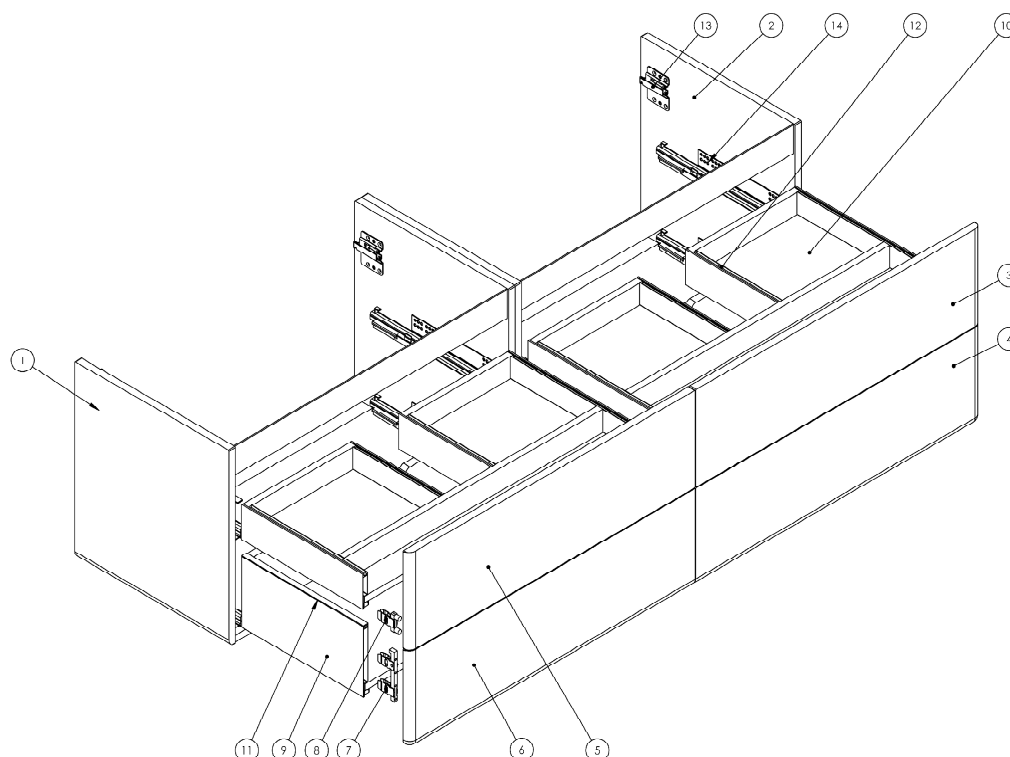
Additional Documentation

Additional Documentation available on our website www.utopiagroup.com.

Every effort has been made to ensure that the information provided on this document is correct at the time of creation. Finally, Utopia Furniture Ltd reserve the right to alter materials and specifications in line with continuing programme of production and service development.

CHIC | CHIC 1600 WM TWIN DBL DRAWER WBU FOR SIT ON BASIN - PULL

CHC027/***



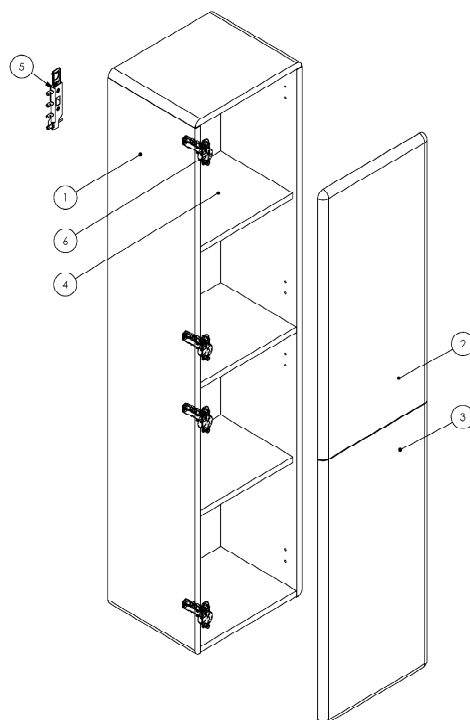
Number	Part Code	Part Description
1	CA0812	800 PTO LH DDU WT
2	CA0813	800 PTO RH DDU WT
3	DF0178	DRAWER FASCIA 800 DDU TOP RH
4	DF0179	799 X 237 BTM RH DRAWER FRONT
5	DF0176	DRAWER FASCIA 800 DDU PTO TOP LH
6	DF0177	DRAWER FASCIA 800 DDU PTO BTM LH
7	800.DRB.00076	DRAWER FRONT CONN. 187/251MM KNOCK IN
8	800.DRB.00073	DRAWER FRONT CONN. 139MM KNOCK IN
9	SUB.DX0105	764 X 350 X 187 DRAWER BOX
10	SUB.DX0175	764 X 350 X 90 DRAWER BOX WITH CUT OUT
11	800.DRB.00072	DRAWER DESIGN PROFILE 350MM ANTHRACITE
12	800.DRB.00071	DRAWER DESIGN PROFILE 270MM ANTHRACITE
13	800.FIT.00029	CAB HANGER DOWEL PLATE KIT
14	800.DRB.90001	DRAWER V6 LH & RH RUNNER 350MM 30KG KIT

Where applicable please note when ordering unit frontage's or carcasses, the style and colour will need to be specified.

Additional Documentation

Additional Documentation available on our website www.utopiagroup.com.

Every effort has been made to ensure that the information provided on this document is correct at the time of creation. Finally, Utopia Furniture Ltd reserve the right to alter materials and specifications in line with continuing programme of production and service development.

CHIC | CHIC TALL STORAGE UNIT LH - PULL**CHC029/*****

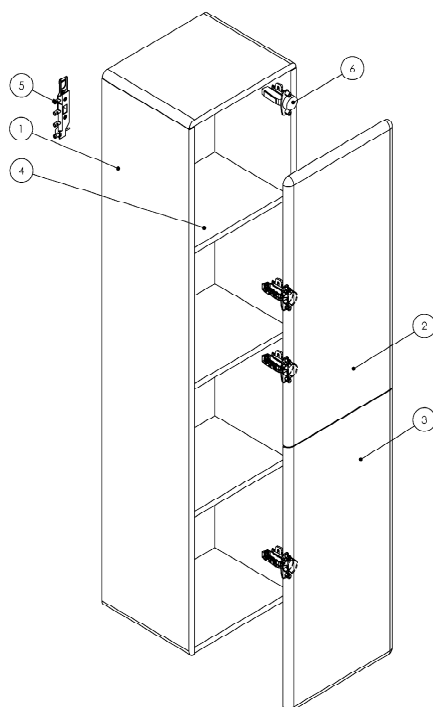
Number	Part Code	Part Description
1	CA0778	350 TALL DOOR UNIT LH CARCASS ONLY
2	DR0351	349 X 748 DOOR
3	DR0352	349 X 748 DOOR
4	SH0159	314 X 235 SHELF (16MM MFC)
5	800.FIT.00030	BASE WALL HANGING KIT
6	800.FIT.00109	SHALLOW CUP HINGE KIT

Where applicable please note when ordering unit frontage's or carcasses, the style and colour will need to be specified.

Additional Documentation

Additional Documentation available on our website www.utopiagroup.com.

Every effort has been made to ensure that the information provided on this document is correct at the time of creation. Finally, Utopia Furniture Ltd reserve the right to alter materials and specifications in line with continuing programme of production and service development.

CHIC | CHIC TALL STORAGE UNIT RH - PULL**CHC030/****

Number	Part Code	Part Description
1	CA0779	350 TALL DOOR UNIT RH CARCASS ONLY
2	DR0351	349 X 748 DOOR
3	DR0352	349 X 748 DOOR
4	SH0159	314 X 235 SHELF (16MM MFC)
5	800.FIT.00030	BASE WALL HANGING KIT
6	800.FIT.00109	SHALLOW CUP HINGE KIT

Where applicable please note when ordering unit frontage's or carcasses, the style and colour will need to be specified.

Additional Documentation

Additional Documentation available on our website www.utopiagroup.com.

Every effort has been made to ensure that the information provided on this document is correct at the time of creation. Finally, Utopia Furniture Ltd reserve the right to alter materials and specifications in line with continuing programme of production and service development.

Spares Diagram

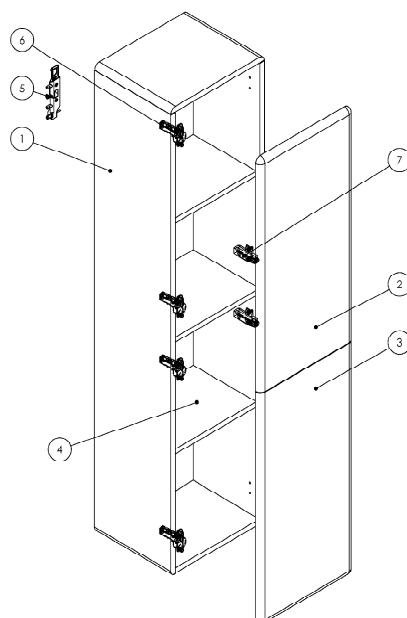


Bathroom Perfection

CHIC | CHIC TALL STORAGE UNIT LH - P2OPEN*

CHC031/**

*Push to Open



Number	Part Code	Part Description
1	CA0776	350 TALL DOOR UNIT LH CARCASS ONLY - PTO
2	DR0351	349 X 748 DOOR
3	DR0352	349 X 748 DOOR
4	SH0159	314 X 235 SHELF (16MM MFC)
5	800.FIT.00030	BASE WALL HANGING KIT
6	800.FIT.00109	SHALLOW CUP HINGE KIT
7	800.FIT.0003	TOUCH TO OPEN KIT

Where applicable please note when ordering unit frontage's or carcasses, the style and colour will need to be specified.

Additional Documentation

Additional Documentation available on our website www.utopiagroup.com.

Every effort has been made to ensure that the information provided on this document is correct at the time of creation. Finally, Utopia Furniture Ltd reserve the right to alter materials and specifications in line with continuing programme of production and service development.

Spares Diagram

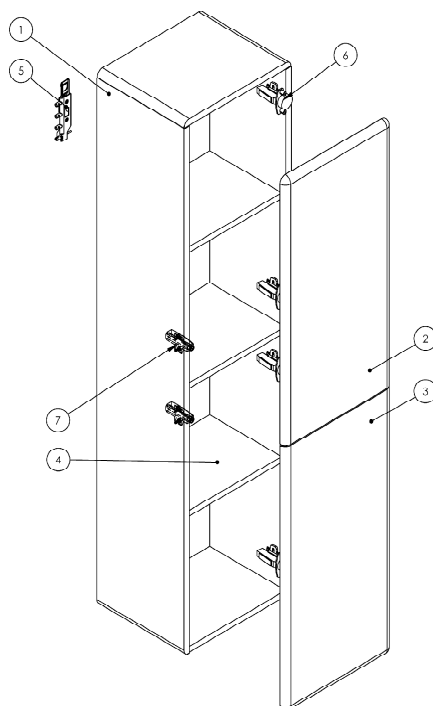


Bathroom Perfection

CHIC | CHIC TALL STORAGE UNIT RH - P2OPEN*

CHC032/***

*Push to Open



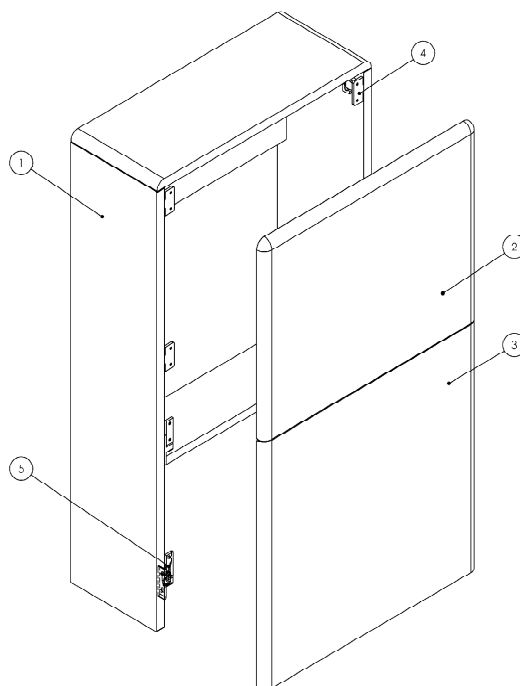
Number	Part Code	Part Description
1	CA0777	350 TALL DOOR UNIT LH CARCASS ONLY - PTO
2	DR0351	349 X 748 DOOR
3	DR0352	349 X 748 DOOR
4	SH0159	314 X 235 SHELF (16MM MFC)
5	800.FIT.00030	BASE WALL HANGING KIT
6	800.FIT.00109	SHALLOW CUP HINGE KIT
7	800.FIT.0003	TOUCH TO OPEN KIT

Where applicable please note when ordering unit frontage's or carcasses, the style and colour will need to be specified.

Additional Documentation

Additional Documentation available on our website www.utopiagroup.com.

Every effort has been made to ensure that the information provided on this document is correct at the time of creation. Finally, Utopia Furniture Ltd reserve the right to alter materials and specifications in line with continuing programme of production and service development.

CHIC | CHIC TOILET UNIT 500**CHC033/*****

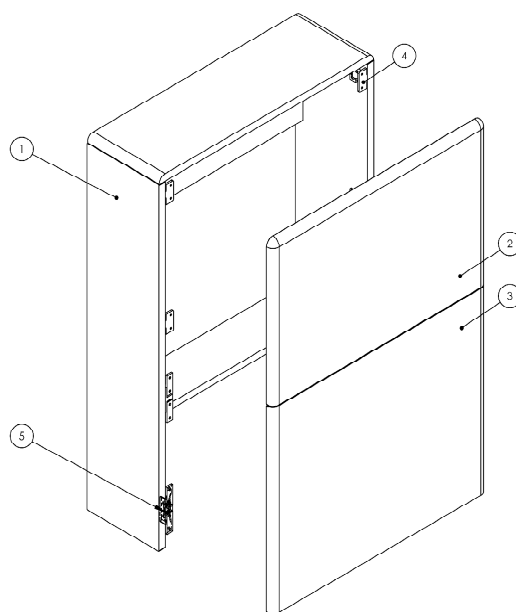
Number	Part Code	Part Description
1	CA0780	500 WCU - CARCASS ONLY
2	FA0248	499 X 397 WCU TOP FASCIA
3	FA0247	499 X 497 WCU BOTTOM FASCIA
4	800.ACC.00017	PUSHFIT KEKU
5	800.ACC.00018	SLIDE FITTING KEKU

Where applicable please note when ordering unit frontage's or carcasses, the style and colour will need to be specified.

Additional Documentation

Additional Documentation available on our website www.utopiagroup.com.

Every effort has been made to ensure that the information provided on this document is correct at the time of creation. Finally, Utopia Furniture Ltd reserve the right to alter materials and specifications in line with continuing programme of production and service development.

CHIC | CHIC TOILET UNIT 600**CHC034/*****

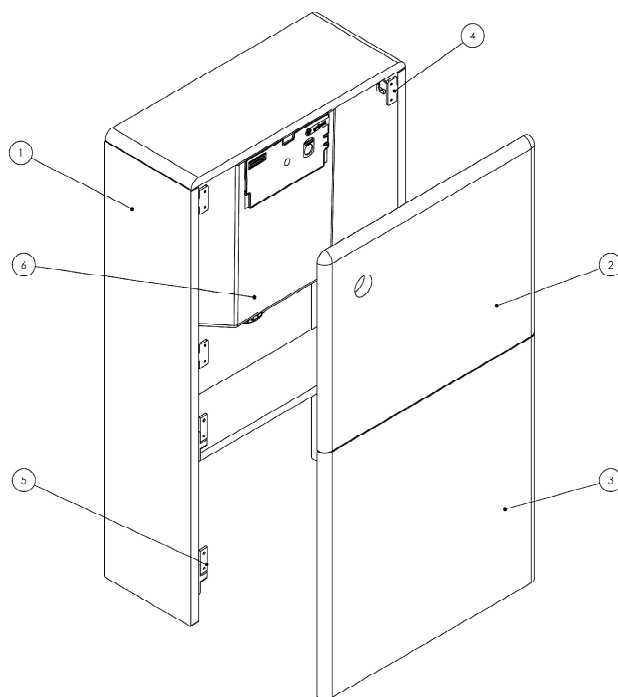
Number	Part Code	Part Description
1	CA0781	500 WCU - CARCASS ONLY
2	FA0245	599 X 397 WCU TOP FASCIA
3	FA0249	599 X 497 WCU BOTTOM FASCIA
4	800.ACC.00017	PUSHFIT KEKU
5	800.ACC.00018	SLIDE FITTING KEKU

Where applicable please note when ordering unit frontage's or carcasses, the style and colour will need to be specified.

Additional Documentation

Additional Documentation available on our website www.utopiagroup.com.

Every effort has been made to ensure that the information provided on this document is correct at the time of creation. Finally, Utopia Furniture Ltd reserve the right to alter materials and specifications in line with continuing programme of production and service development.

CHIC | CHIC TOILET UNIT 500 INC CONCEALED CISTERN**CHC035/*****

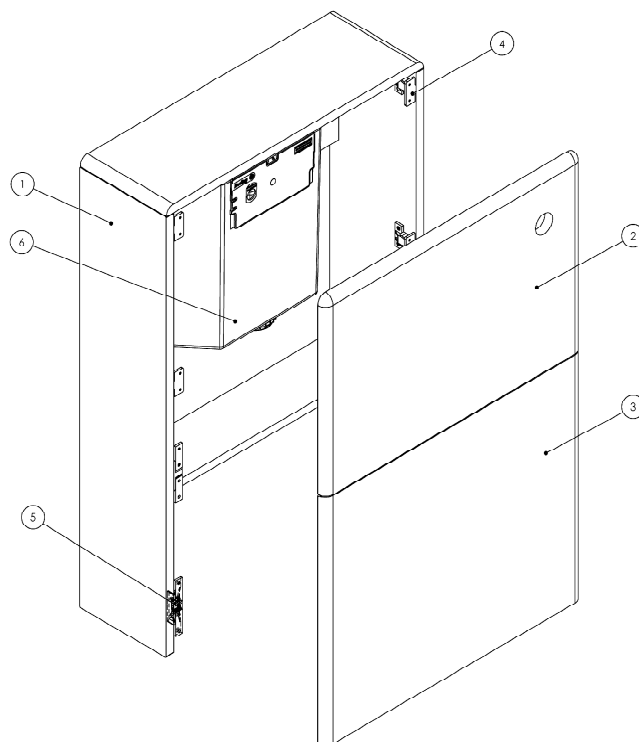
Number	Part Code	Part Description
1	CA0780	500 WCU - CARCASS ONLY
2	FA0246	499 X 397 WCU TOP FASCIA WITH PB
3	FA0247	499 X 497 WCU BOTTOM FASCIA
4	800.ACC.00017	PUSHFIT KEKU
5	800.ACC.00018	SLIDE FITTING KEKU
6	800.SAN.00157	PRESTIGE CAT 5 CISTERN AND FLUSH PIPE

Where applicable please note when ordering unit frontage's or carcasses, the style and colour will need to be specified.

Additional Documentation

Additional Documentation available on our website www.utopiagroup.com.

Every effort has been made to ensure that the information provided on this document is correct at the time of creation. Finally, Utopia Furniture Ltd reserve the right to alter materials and specifications in line with continuing programme of production and service development.

CHIC | CHIC TOILET UNIT 600 INC CONCEALED CISTERN**CHC036/*****

Number	Part Code	Part Description
1	CA0781	500 WCU - CARCASS ONLY
2	FA0269	599 X 397 WCU TOP FASCIA WITH PB
3	FA0245	599 X 497 WCU BOTTOM FASCIA
4	800.ACC.00017	PUSHFIT KEKU
5	800.ACC.00018	SLIDE FITTING KEKU
6	800.SAN.00157	PRESTIGE CAT 5 CISTERN AND FLUSH PIPE

Where applicable please note when ordering unit frontage's or carcasses, the style and colour will need to be specified.

Additional Documentation

Additional Documentation available on our website www.utopiagroup.com.

Every effort has been made to ensure that the information provided on this document is correct at the time of creation. Finally, Utopia Furniture Ltd reserve the right to alter materials and specifications in line with continuing programme of production and service development.